




**CHILDREN'S EDUCATION SOCIETY (Regd.)**  
**THE OXFORD COLLEGE OF ENGINEERING**  
(Recognised by the Govt. of Karnataka, Affiliated to Visvesvaraya Technological University, Belagavi.  
Approved by A.I.C.T.E. New Delhi. Recognised by UGC Under Section 2(f))  
Bommanahalli, Hosur Road, Bangalore-560068, Ph:080-61754601/602, Fax:080-25730551  
E-mail: engprincipal@theoxford.edu Web: www.theoxfordengg.org

**INDEX**  
**Criteria 6.5.2 Teaching Learning Process and Learning Outcomes**

S.NO.	PARTICULARS	PAGE NO.
1	FEEDBACK ANALYSIS-PG	1
2	FEEDBACK ANALYSIS-UG	26
3	CURRICULUM PLANNING AND DELIVERY COMMITTEE	149
4	CLASS COMMITTEE MEETING	165
5	RESULT ANALYSIS	175
6	ACADEMIC AUDIT	219

  
**PRINCIPAL**  
The Oxford College of Engineering  
Bommanahalli, Hosur Road  
Bangalore-560 068

# FEEDBACK ANALYSIS-PG

Childrens Education Society

Feedback Report

Classwise feedback report for Faculty Feedback By TOCENGG - M.B.A. (Sem-I (Div-1))

Assessment for Teacher

Question	Has teacher covered relevant topics beyond syllabus (%)	Pace on which contents were covered (%)	Motivation and inspiration for students to learn (%)	Support for the development of students? skill - Practical Demonstration (%)	Support for the development of students? skill - Hands on training (%)	Clarity of expectations of students (%)	Feedback provided by faculty on students progress (%)	Willingness to offer help and advice to students (%)	Effectiveness of Teacher in Terms of: Technical content/course content (%)	Effectiveness of Teacher in Terms of Communication skill (%)	Effectiveness of Teacher in Terms of: Use of teaching aids (%)	Average (%)
Faculty												
Employee Name : Dr. Kathiravan Manoharan Course Name : 22MBA11- Principles of Management and Organisational Behaviour Feedback Given / Total Student : 52 / 60 Feedback (%) : 86.67%	88.08	85.77	86.15	85.77	86.92	86.54	85.77	86.92	86.15	86.54	87.31	86.54
Employee Name : Dr. R SRIKANTH Course Name : 22MBA12- ENTREPRENEURSHIP DEVELOPMENT Feedback Given / Total Student : 52 / 60 Feedback (%) : 86.67%	86.15	84.62	83.08	86.15	85.00	85.77	84.62	85.77	85.38	85.77	88.46	85.52
Employee Name : Prof. V LAKSHMI SUNEETHA Course Name : 22MBA13- Accounting for Managers Feedback Given / Total Student : 52 / 60	82.31	81.54	83.46	86.15	80.00	81.92	84.23	82.31	82.31	81.15	82.69	82.55

Question	Has teacher covered relevant topics beyond syllabus (%)	Pace on which contents were covered (%)	Motivation and inspiration for students to learn (%)	Support for the development of students? skill - Practical Demonstration (%)	Support for the development of students? skill - Hands on training (%)	Clarity of expectations of students (%)	Feedback provided by faculty on students progress (%)	Willingness to offer help and advice to students (%)	Effectiveness of Teacher in Terms of: Technical content/course content (%)	Effectiveness of Teacher in Terms of Communication skill (%)	Effectiveness of Teacher in Terms of: Use of teaching aids (%)	Average (%)
Faculty												
Feedback (%) : 86.67%												
Employee Name : Mrs. LAVANYA B S Course Name : 22MBA14- STATISTICS FOR MANAGER Feedback Given / Total Student : 52 / 60 Feedback (%) : 86.67%	88.08	86.92	88.46	87.69	86.54	87.69	87.31	85.38	85.77	86.54	88.08	87.13
Employee Name : Dr. Tharaka Rami Reddy Course Name : 22MBA15- MARKETING MANAGEMENT Feedback Given / Total Student : 52 / 60 Feedback (%) : 86.67%	88.08	87.31	87.69	87.69	87.69	89.23	87.31	88.85	88.08	87.69	89.62	88.11
Employee Name : Dr. SAHANA A Course Name : 22MBA16- BUSINESS COMMUNICATION Feedback Given / Total Student : 52 / 60 Feedback (%) : 86.67%	72.69	72.31	73.08	71.92	73.46	72.69	73.46	73.08	73.85	76.92	74.23	73.43

Childrens Education Society

Feedback Report

Classwise feedback report for Faculty Feedback By TOCENGG - M.B.A. (Sem-I (Div - 2))

Assessment for Teacher

Question	Has teacher covered relevant topics beyond syllabus (%)	Pace on which contents were covered (%)	Motivation and inspiration for students to learn (%)	Support for the development of students? skill - Practical Demonstration (%)	Support for the development of students? skill - Hands on training (%)	Clarity of expectations of students (%)	Feedback provided by faculty on students progress (%)	Willingness to offer help and advice to students (%)	Effectiveness of Teacher in Terms of: Technical content/course content (%)	Effectiveness of Teacher in Terms of Communication skill (%)	Effectiveness of Teacher in Terms of: Use of teaching aids (%)	Average (%)
Faculty												
Employee Name : Dr. Kathiravan Manoharan Course Name : 22MBA11- Principles of Management and Organisational Behaviour Feedback Given / Total Student : 47 / 60 Feedback (%) : 78.33%	90.21	89.36	88.09	87.66	87.23	89.79	86.81	89.36	88.51	88.51	89.36	88.63
Employee Name : Dr. R SRIKANTH Course Name : 22MBA12- ENTREPRENEURSHIP DEVELOPMENT Feedback Given / Total Student : 47 / 60 Feedback (%) : 78.33%	84.68	87.23	86.38	86.38	84.68	85.96	84.68	85.96	86.81	85.96	87.23	86.00
Employee Name : Prof. V LAKSHMI SUNEETHA Course Name : 22MBA13- Accounting for Managers Feedback Given / Total Student : 47 / 60	79.15	78.30	77.02	78.30	77.45	77.02	80.00	79.57	76.17	77.45	76.17	77.87

Question	Has teacher covered relevant topics beyond syllabus (%)	Pace on which contents were covered (%)	Motivation and inspiration for students to learn (%)	Support for the development of students? skill - Practical Demonstration (%)	Support for the development of students? skill - Hands on training (%)	Clarity of expectations of students (%)	Feedback provided by faculty on students progress (%)	Willingness to offer help and advice to students (%)	Effectiveness of Teacher in Terms of: Technical content/course content (%)	Effectiveness of Teacher in Terms of Communication skill (%)	Effectiveness of Teacher in Terms of: Use of teaching aids (%)	Average (%)
Faculty												
Feedback (%) : 78.33%												
Employee Name : Mrs. LAVANYA B S Course Name : 22MBA14- STATISTICS FOR MANAGER Feedback Given / Total Student : 47 / 60 Feedback (%) : 78.33%	87.23	88.51	88.94	88.51	88.94	89.36	88.09	88.51	89.36	87.23	88.94	88.51
Employee Name : Dr. Tharaka Rami Reddy Course Name : 22MBA15- MARKETING MANAGEMENT Feedback Given / Total Student : 47 / 60 Feedback (%) : 78.33%	92.77	91.06	91.91	89.36	89.36	90.21	88.09	91.06	90.64	91.49	91.06	90.64
Employee Name : Dr. SAHANA A Course Name : 22MBA16- BUSINESS COMMUNICATION Feedback Given / Total Student : 47 / 60 Feedback (%) : 78.33%	85.96	82.98	83.40	81.70	83.40	85.53	82.55	84.68	84.68	86.81	86.81	84.41

Childrens Education Society

Feedback Report

Classwise feedback report for Faculty Feedback 2022-2023 -4th Sem By TOCENGG - M.B.A. (Sem-IV (Div-1))

Assessment for Teacher

Question	Has the teacher covered entire syllabus (%)	Has teacher covered relevant topics beyond syllabus (%)	Pace on which contents were covered (%)	Motivation and inspiration for students to learn (%)	Support for the development of students? skill - Practical Demonstration (%)	Support for the development of students? skill - Hands on training (%)	Clarity of expectations of students (%)	Feedback provided by faculty on students progress (%)	Willingness to offer help and advice to students (%)	Effectiveness of Teacher in Terms of: Technical content/course content (%)	Effectiveness of Teacher in Terms of Communication skill (%)	Effectiveness of Teacher in Terms of: Use of teaching aids (%)	Average (%)
Faculty													
Employee Name : Dr. SAHANA A Course Name : 20MBAMM403- Digital Marketing Management Feedback Given / Total Student : 27 / 37 Feedback (%) : 72.97%	91.85	94.07	95.56	91.85	94.07	94.81	94.81	91.85	95.56	94.07	94.07	94.81	93.95
Employee Name : Prof. V LAKSHMI SUNEETHA Course Name : 20MBAFM403- Indirect Taxation Feedback Given / Total Student : 49 / 72 Feedback (%) : 68.06%	94.69	93.88	95.92	96.33	95.92	96.73	93.88	97.55	94.69	93.06	92.65	90.61	94.66
Employee Name : Dr. Kathiravan Manoharan Course Name : 20MBAHR403- International Human Resource Management Feedback Given	90.00	90.95	92.86	93.81	93.81	95.71	93.33	93.81	95.24	95.24	95.24	96.67	93.89

Question	Has the teacher covered entire syllabus (%)	Has teacher covered relevant topics beyond syllabus (%)	Pace on which contents were covered (%)	Motivation and inspiration for students to learn (%)	Support for the development of students? skill - Practical Demonstration (%)	Support for the development of students? skill - Hands on training (%)	Clarity of expectations of students (%)	Feedback provided by faculty on students progress (%)	Willingness to offer help and advice to students (%)	Effectiveness of Teacher in Terms of: Technical content/course content (%)	Effectiveness of Teacher in Terms of Communication skill (%)	Effectiveness of Teacher in Terms of: Use of teaching aids (%)	Average (%)
Faculty													
/ Total Student : 42 / 55 Feedback (%) : 76.36%													
Employee Name : Mr. DR. HARISH N Course Name : 20MBAMM401-B2B Marketing Management Feedback Given / Total Student : 28 / 37 Feedback (%) : 75.68%	85.71	81.43	80.00	85.71	84.29	85.71	86.43	85.00	84.29	87.14	83.57	85.71	84.58
Employee Name : Dr. Kathiravan Manoharan Course Name : 20MBAFM401-Risk Management and Insurance Feedback Given / Total Student : 51 / 72 Feedback (%) : 70.83%	89.41	90.20	90.59	92.94	94.12	92.16	91.76	91.76	91.37	94.12	93.73	91.76	91.99
Employee Name : Dr. Tharaka Rami Reddy Course Name : 20MBAHR401-Organizational Leadership Feedback Given / Total Student : 43 / 55 Feedback (%) : 78.18%	90.23	88.37	89.30	91.63	87.91	89.30	90.70	90.70	92.56	90.23	92.56	89.30	90.23
Employee Name : Prof. V LAKSHMI SUNEETHA Course Name :	91.11	88.89	90.37	91.11	92.59	92.59	91.11	90.37	92.59	93.33	94.07	95.56	91.97



Question	Has the teacher covered entire syllabus (%)	Has teacher covered relevant topics beyond syllabus (%)	Pace on which contents were covered (%)	Motivation and inspiration for students to learn (%)	Support for the development of students? skill - Practical Demonstration (%)	Support for the development of students? skill - Hands on training (%)	Clarity of expectations of students (%)	Feedback provided by faculty on student's progress (%)	Willingness to offer help and advice to students (%)	Effectiveness of Teacher in Terms of: Technical content/course content (%)	Effectiveness of Teacher in Terms of Communication skill (%)	Effectiveness of Teacher in Terms of: Use of teaching aids (%)	Average (%)
Faculty													
20MBAMM402- Logistics and Supply Chain Management Feedback Given / Total Student : 27 / 37 Feedback (%) : 72.97%													
Employee Name : Mr. DR. HARISH N Course Name : 20MBAFM402- Financial Derivatives Feedback Given / Total Student : 48 / 70 Feedback (%) : 68.57%	94.58	95.00	93.75	93.33	92.08	92.92	95.00	93.33	94.17	95.00	94.17	94.17	93.96
Employee Name : Dr. SAHANA A Course Name : 20MBAHR402- Personal Growth & Interpersonal Effectiveness Feedback Given / Total Student : 43 / 57 Feedback (%) : 75.44%	95.35	95.35	97.21	94.42	97.67	94.42	96.28	96.74	98.14	93.95	95.35	94.88	95.81

**Assessment for Teacher**

Question	Has the teacher covered entire syllabus (%)	Has teacher covered relevant topics beyond syllabus (%)	Pace on which contents were covered (%)	Motivation and inspiration for students to learn (%)	Support for the development of students? skill - Practical Demonstration (%)	Support for the development of students? skill - Hands on training (%)	Clarity of expectations of students (%)	Feedback provided by faculty on student's progress (%)	Willingness to offer help and advice to students (%)	Effectiveness of Teacher in Terms of: Technical content/course content (%)	Effectiveness of Teacher in Terms of Communication skill (%)	Effectiveness of Teacher in Terms of: Use of teaching aids (%)	Average (%)
Faculty													
Employee Name : Dr.	86.89	87.54	88.85	89.51	89.18	87.21	89.51	88.20	89.84	88.85	90.82	89.18	88.80

Question	Has the teacher covered entire syllabus (%)	Has teacher covered relevant topics beyond syllabus (%)	Pace on which contents were covered (%)	Motivation and inspiration for students to learn (%)	Support for the development of students? skill - Practical Demonstration (%)	Support for the development of students? skill - Hands on training (%)	Clarity of expectations of students (%)	Feedback provided by faculty on students' progress (%)	Willingness to offer help and advice to students (%)	Effectiveness of Teacher in Terms of: Technical content/course content (%)	Effectiveness of Teacher in Terms of Communication skill (%)	Effectiveness of Teacher in Terms of: Use of teaching aids (%)	Average (%)
Faculty													
Kathiravan Manoharan Course Name : 20MBAPR407- Project Report Feedback Given / Total Student : 61 / 83 Feedback (%) : 73.49%													
Employee Name : Dr. Tharaka Rami Reddy Course Name : 20MBAPR407- Project Report Feedback Given / Total Student : 60 / 83 Feedback (%) : 72.29%	92.33	91.00	90.00	92.00	90.33	91.00	91.67	92.33	93.33	92.00	94.67	93.00	91.97
Employee Name : Dr. SAHANA A Course Name : 20MBAPR407- Project Report Feedback Given / Total Student : 59 / 83 Feedback (%) : 71.08%	92.20	92.88	91.86	93.90	92.88	92.20	93.56	92.88	95.25	91.53	95.25	94.24	93.22
Employee Name : Prof. V	91.19	90.85	88.81	90.85	91.19	93.56	91.86	93.90	92.54	93.90	94.58	93.22	92.20

Question	Has the teacher covered entire syllabus (%)	Has teacher covered relevant topics beyond syllabus (%)	Pace on which contents were covered (%)	Motivation and inspiration for students to learn (%)	Support for the development of students? skill - Practical Demonstration (%)	Support for the development of students? skill - Hands on training (%)	Clarity of expectations of students (%)	Feedback provided by faculty on students progress (%)	Willingness to offer help and advice to students (%)	Effectiveness of Teacher in Terms of: Technical content/course content (%)	Effectiveness of Teacher in Terms of Communication skill (%)	Effectiveness of Teacher in Terms of: Use of teaching aids (%)	Average (%)
Faculty													
LAKSHMI SUNEETHA Course Name : 20MBAPR407- Project Report Feedback Given / Total Student : 59 / 83 Feedback (%) : 71.08%													
Employee Name : Mr. DR. HARISH N Course Name : 20MBAPR407- Project Report Feedback Given / Total Student : 58 / 83 Feedback (%) : 69.88%	91.38	93.10	93.10	93.45	94.48	92.07	92.76	93.10	94.14	93.45	92.76	93.45	93.10



Childrens Education Society

Feedback Report



<b>Classwise feedback report for Faculty Feedback MCA By TOCENGG - M.C.A. (Sem-II (A))</b>
--

<b>Teaching Faculty Feedback</b>
----------------------------------

Question	Effectiveness of Teacher in Terms of: Technical content/course content (%)	Effectiveness of Teacher in Terms of: Communication skill (%)	Effectiveness of Teacher in Terms of: Use of teaching aids (%)	Has the teacher covered entire syllabus (%)	Has teacher covered relevant topics beyond syllabus (%)	Pace on which contents were covered (%)	Motivation and inspiration for students to learn (%)	Support for the development of students? skill: Practical Demonstration (%)	Support for the development of students? skill: Hands on training (%)	Clarity of expectations of students (%)	Feedback provided by faculty on student's progress (%)	Willingness to offer help and advice to students (%)	Average (%)
Faculty													
Employee Name : Mr. ASHOK B P Course Name : 22MCA21-DATABASE MANAGEMENT SYSTEM Feedback Given / Total Student : 43 / 60 Feedback (%) : 71.67%	67.91	64.65	65.58	64.65	64.19	64.19	68.37	63.72	62.79	63.26	62.79	67.91	65.00
Employee Name : Ms. LIYA NAIJU Course Name : 22MCA22-Object oriented programming Using java Feedback Given / Total Student : 43 / 60 Feedback (%) : 71.67%	83.72	82.33	84.65	85.58	82.79	82.33	81.86	84.19	81.86	83.72	84.19	84.65	83.49
Employee Name : Mr. ACHUTHA J C Course Name : 22MCA23-Software engineering Feedback Given / Total Student : 43 / 60 Feedback (%) : 71.67%	70.70	70.23	72.09	71.16	73.02	70.23	74.42	71.16	73.95	71.16	72.09	74.42	72.05
Employee Name : Prof. Dharamvir Course Name : 22MCA24-Web technology Feedback Given / Total Student : 43 / 60 Feedback (%) : 71.67%	79.53	80.93	79.53	81.86	80.47	79.07	82.33	79.53	79.07	80.93	80.00	82.33	80.47
Employee Name : Prof. Mridula Shukla Course Name : 22MCA252-Data mining and business intelligence Feedback Given / Total Student : 15 / 21 Feedback (%) : 71.43%	85.33	80.00	84.00	86.67	84.00	81.33	85.33	84.00	82.67	84.00	82.67	84.00	83.67
Employee Name : Mr. ASHOK B P Course Name : 22MCA254-USER INTERFACE DESIGN Feedback Given / Total	62.14	57.86	61.43	56.43	59.29	58.57	61.43	60.71	60.00	58.57	56.43	62.14	59.58

Question	Effectiveness of Teacher in Terms of: Technical content/course content (%)	Effectiveness of Teacher in Terms of: Communication skill (%)	Effectiveness of Teacher in Terms of: Use of teaching aids (%)	Has the teacher covered entire syllabus (%)	Has teacher covered relevant topics beyond syllabus (%)	Pace on which contents were covered (%)	Motivation and inspiration for students to learn (%)	Support for the development of students? skill: Practical Demonstration (%)	Support for the development of students? skill: Hands on training (%)	Clarity of expectations of students (%)	Feedback provided by faculty on student's progress (%)	Willingness to offer help and advice to students (%)	Average (%)
Faculty													
Student : 28 / 39 Feedback (%) : 71.79%													
Employee Name : Dr. PUJA SHASHI Course Name : 22MCA262-ARTIFICIAL INTELLIGENCE Feedback Given / Total Student : 29 / 40 Feedback (%) : 72.50%	69.66	76.55	71.03	62.07	66.90	64.14	74.48	73.10	74.48	71.72	71.72	75.86	70.98
Employee Name : Mrs. Mary Anitha Teepras Course Name : 22MCA263-MOBILE APPLICATION DEVELOPMENT Feedback Given / Total Student : 14 / 20 Feedback (%) : 70.00%	64.29	68.57	70.00	67.14	71.43	70.00	72.86	74.29	71.43	74.29	68.57	70.00	70.24
Employee Name : Mr. ASHOK B P Course Name : 22MCA29-SEMINAR Feedback Given / Total Student : 42 / 60 Feedback (%) : 70.00%	62.86	62.86	63.33	63.81	65.24	65.24	62.38	65.71	61.43	62.38	61.90	66.19	63.61

**Teaching Faculty Feedback**

Question	Effectiveness of Teacher in Terms of: Technical content/course content (%)	Effectiveness of Teacher in Terms of: Communication skill (%)	Effectiveness of Teacher in Terms of: Use of teaching aids (%)	Has the teacher covered entire syllabus (%)	Has teacher covered relevant topics beyond syllabus (%)	Pace on which contents were covered (%)	Motivation and inspiration for students to learn (%)	Support for the development of students? skill: Practical Demonstration (%)	Support for the development of students? skill: Hands on training (%)	Clarity of expectations of students (%)	Feedback provided by faculty on student's progress (%)	Willingness to offer help and advice to students (%)	Average (%)
Faculty													
Employee Name : Mr. ASHOK B P Course Name : 22MCAL27-DBMS LABORATORY - A1 Feedback Given / Total Student : 24 / 30 Feedback (%) : 80.00%	65.00	62.50	66.67	61.67	64.17	65.00	66.67	61.67	65.00	62.50	63.33	60.83	63.75
Employee Name : Prof. Dharamvir Course Name : 22MCAL27-DBMS LABORATORY - A1 Feedback Given / Total Student : 24 / 30 Feedback (%) : 80.00%	63.33	69.17	69.17	68.33	70.00	68.33	70.00	70.83	68.33	68.33	68.33	67.50	68.47
Employee Name : Mr. ASHOK B P Course Name : 22MCAL27-DBMS LABORATORY - A2 Feedback Given / Total Student : 19 / 30 Feedback (%) : 63.33%	65.26	64.21	62.11	64.21	63.16	66.32	66.32	63.16	65.26	62.11	60.00	65.26	63.95
Employee Name : Mr. ACHUTHA J C Course Name : 22MCAL27-DBMS LABORATORY - A2 Feedback Given / Total Student : 19 / 30 Feedback (%) : 63.33%	69.47	67.37	69.47	70.53	74.74	68.42	69.47	68.42	69.47	70.53	68.42	76.84	70.26
Employee Name : Ms. LIYA NAIJU Course Name : 22MCAL28-Java programming Laboratory - A1 Feedback Given / Total Student : 23 / 30 Feedback (%) : 76.67%	75.65	73.04	74.78	77.39	73.04	69.57	74.78	73.91	76.52	73.04	74.78	75.65	74.35
Employee Name : Mrs. Mary Anitha Teepras	66.09	68.70	66.96	67.83	64.35	64.35	64.35	62.61	63.48	65.22	60.87	64.35	64.93



Question	Effectiveness of Teacher in Terms of: Technical content/course content (%)	Effectiveness of Teacher in Terms of: Communication skill (%)	Effectiveness of Teacher in Terms of: Use of teaching aids (%)	Has the teacher covered entire syllabus (%)	Has teacher covered relevant topics beyond syllabus (%)	Pace on which contents were covered (%)	Motivation and inspiration for students to learn (%)	Support for the development of students? skill: Practical Demonstration (%)	Support for the development of students? skill: Hands on training (%)	Clarity of expectations of students (%)	Feedback provided by faculty on student's progress (%)	Willingness to offer help and advice to students (%)	Average (%)
Faculty													
Course Name : 22MCAL28-Java programming Laboratory - A1 Feedback Given / Total Student : 23 / 30 Feedback (%) : 76.67%													
Employee Name : Prof. Mridula Shukla Course Name : 22MCAL28-Java programming Laboratory - A2 Feedback Given / Total Student : 19 / 30 Feedback (%) : 63.33%	65.26	69.47	71.58	70.53	73.68	75.79	69.47	68.42	73.68	71.58	71.58	78.95	71.67
Employee Name : Ms. LIYA NAIJU Course Name : 22MCAL28-Java programming Laboratory - A2 Feedback Given / Total Student : 19 / 30 Feedback (%) : 63.33%	75.79	80.00	78.95	81.05	77.89	76.84	82.11	81.05	80.00	83.16	81.05	84.21	80.17



## Children's Education Society

## Feedback Report



Classwise feedback report for Faculty Feedback MCA By TOCENGG - M.C.A. (Sem-II (B))													
Teaching Faculty Feedback													
Question	Effectiveness of Teacher in Terms of: Technical content/course content (%)	Effectiveness of Teacher in Terms of: Communication skill (%)	Effectiveness of Teacher in Terms of: Use of teaching aids (%)	Has the teacher covered entire syllabus (%)	Has teacher covered relevant topics beyond syllabus (%)	Face on which contents were covered (%)	Motivation and inspiration for students to learn (%)	Support for the development of students? skill: Practical Demonstration (%)	Support for the development of students? skill: Hands on training (%)	Clarity of expectations of students (%)	Feedback provided by faculty on student's progress (%)	Willingness to offer help and advice to students (%)	Average (%)
Faculty													
Employee Name : Mrs. Mary Anitha Teepras Course Name : 22MCA21-DATABASE MANAGEMENT SYSTEM Feedback Given / Total Student : 39 / 60 Feedback (%) : 65.00%	81.54	82.56	82.05	83.59	78.97	80.51	82.05	81.54	78.46	80.00	78.97	78.97	80.77
Employee Name : Ms. LIYA NAIJU Course Name : 22MCA22-Object oriented programming Using java Feedback Given / Total Student : 38 / 60 Feedback (%) : 63.33%	89.47	88.95	85.79	91.05	87.89	86.84	86.84	85.79	86.32	86.32	86.32	87.89	87.46
Employee Name : Mr. ACHUTHA J C Course Name : 22MCA23-Software engineering Feedback Given / Total Student : 38 / 60 Feedback (%) : 63.33%	61.05	63.16	64.74	62.11	66.32	62.11	64.21	66.32	62.63	63.68	63.68	65.26	63.77
Employee Name : Prof. Dharamvir Course Name : 22MCA24-Web technology Feedback Given / Total Student : 38 / 60 Feedback (%) : 63.33%	83.68	83.16	82.11	83.68	81.05	81.05	78.95	82.11	77.89	82.11	80.00	79.47	81.27
Employee Name : Prof. Mridula Shukla Course Name : 22MCA252-Data mining and business intelligence Feedback Given / Total Student : 19 / 36 Feedback (%) : 52.78%	88.42	90.53	90.53	87.37	85.26	86.32	86.32	87.37	83.16	83.16	87.37	87.37	86.93
Employee Name : Mr. ASHOK B P Course Name : 22MCA254-USER INTERFACE DESIGN Feedback Given / Total Student : 18 / 24	55.56	58.89	58.89	55.56	51.11	54.44	54.44	50.00	55.56	50.00	57.78	60.00	55.19

Question	Effectiveness of Teacher in Terms of: Technical content/course content (%)	Effectiveness of Teacher in Terms of: Communication skill (%)	Effectiveness of Teacher in Terms of: Use of teaching aids (%)	Has the teacher covered entire syllabus (%)	Has teacher covered relevant topics beyond syllabus (%)	Pace on which contents were covered (%)	Motivation and inspiration for students to learn (%)	Support for the development of students? skill: Practical Demonstration (%)	Support for the development of students? skill: Hands on training (%)	Clarity of expectations of students (%)	Feedback provided by faculty on student's progress (%)	Willingness to offer help and advice to students (%)	Average (%)
Faculty													
Feedback (%) : 75.00%													
Employee Name : Dr. PUJA SHASHI Course Name : 22MCA262-ARTIFICIAL INTELLIGENCE Feedback Given / Total Student : 18 / 26 Feedback (%) : 69.23%	80.00	83.33	80.00	76.67	71.11	74.44	82.22	78.89	74.44	78.89	76.67	76.67	77.78
Employee Name : Mrs. Mary Anitha Teepras Course Name : 22MCA263-MOBILE APPLICATION DEVELOPMENT Feedback Given / Total Student : 20 / 34 Feedback (%) : 58.82%	75.00	75.00	77.00	80.00	75.00	79.00	78.00	77.00	78.00	73.00	74.00	74.00	76.25
Employee Name : Mrs. Mary Anitha Teepras Course Name : 22MCA29-SEMINAR Feedback Given / Total Student : 36 / 60 Feedback (%) : 60.00%	79.44	80.00	77.22	80.56	81.11	77.78	80.56	80.56	78.89	79.44	81.67	79.44	79.72

## Teaching Faculty Feedback

Question	Effectiveness of Teacher in Terms of: Technical content/course content (%)	Effectiveness of Teacher in Terms of: Communication skill (%)	Effectiveness of Teacher in Terms of: Use of teaching aids (%)	Has the teacher covered entire syllabus (%)	Has teacher covered relevant topics beyond syllabus (%)	Pace on which contents were covered (%)	Motivation and inspiration for students to learn (%)	Support for the development of students? skill: Practical Demonstration (%)	Support for the development of students? skill: Hands on training (%)	Clarity of expectations of students (%)	Feedback provided by faculty on student's progress (%)	Willingness to offer help and advice to students (%)	Average (%)
Faculty													
Employee Name : Mrs. Mary Anitha Teepras Course Name : 22MCAL27-DBMS LABORATORY - B1 Feedback Given / Total Student : 16 / 30 Feedback (%) : 53.33%	78.75	77.50	80.00	81.25	77.50	76.25	77.50	77.50	80.00	73.75	77.50	75.00	77.71
Employee Name : Mr. ACHUTHA J C Course Name : 22MCAL27-DBMS LABORATORY - B1 Feedback Given / Total Student : 16 / 30 Feedback (%) : 53.33%	73.75	78.75	78.75	80.00	77.50	81.25	77.50	80.00	78.75	80.00	81.25	77.50	78.75
Employee Name : Mrs. Mary Anitha Teepras Course Name : 22MCAL27-DBMS LABORATORY - B2 Feedback Given / Total Student : 16 / 30 Feedback (%) : 53.33%	75.24	77.14	77.14	77.14	77.14	74.29	78.10	78.10	75.24	70.48	71.43	76.19	75.64

Question	Effectiveness of Teacher in Terms of: Technical content/course content (%)	Effectiveness of Teacher in Terms of: Communication skill (%)	Effectiveness of Teacher in Terms of: Use of teaching aids (%)	Has the teacher covered entire syllabus (%)	Has teacher covered relevant topics beyond syllabus (%)	Pace on which contents were covered (%)	Motivation and inspiration for students to learn (%)	Support for the development of students? skill: Practical Demonstration (%)	Support for the development of students? skill: Hands on training (%)	Clarity of expectations of students (%)	Feedback provided by faculty on student's progress (%)	Willingness to offer help and advice to students (%)	Average (%)
Faculty													
Student : 21 / 30 Feedback (%) : 70.00%													
Employee Name : Prof. Mridula Shukla Course Name : 22MCAL27-DBMS LABORATORY - B2 Feedback Given / Total Student : 21 / 30 Feedback (%) : 70.00%	76.19	79.05	80.95	74.29	70.48	72.38	77.14	74.29	77.14	80.00	78.10	79.05	76.59
Employee Name : Ms. LIYA NAIJU Course Name : 22MCAL28-Java programming Laboratory - B1 Feedback Given / Total Student : 16 / 30 Feedback (%) : 53.33%	82.50	88.75	83.75	85.00	83.75	85.00	83.75	87.50	85.00	85.00	83.75	87.50	85.10
Employee Name : Mr. ACHUTHA J C Course Name : 22MCAL28-Java programming Laboratory - B1 Feedback Given / Total Student : 16 / 30 Feedback (%) : 53.33%	76.25	80.00	81.25	80.00	77.50	78.75	77.50	78.75	78.75	77.50	80.00	77.50	78.65
Employee Name : Prof. Dharamvir Course Name : 22MCAL28-Java programming Laboratory - B2 Feedback Given / Total Student : 21 / 30 Feedback (%) : 70.00%	79.05	83.81	79.05	78.10	81.90	82.86	80.95	82.86	78.10	79.05	80.95	82.86	80.80
Employee Name : Prof. Mridula Shukla Course Name : 22MCAL28-Java programming Laboratory - B2 Feedback Given / Total Student : 21 / 30 Feedback (%) : 70.00%	78.10	80.00	78.10	80.00	80.00	82.86	86.67	80.00	78.10	80.00	83.81	85.71	81.11

Childrens Education Society

Feedback Report

Classwise feedback report for Faculty Feedback 2022-2023 -4th Sem By TOCENGG - M.C.A. (Sem-IV (A))

Assessment for Teacher

Question	Has the teacher covered entire syllabus (%)	Has teacher covered relevant topics beyond syllabus (%)	Pace on which contents were covered (%)	Motivation and inspiration for students to learn (%)	Support for the development of students? skill - Practical Demonstration (%)	Support for the development of students? skill - Hands on training (%)	Clarity of expectations of students (%)	Feedback provided by faculty on students progress (%)	Willingness to offer help and advice to students (%)	Effectiveness of Teacher in Terms of: Technical content/course content (%)	Effectiveness of Teacher in Terms of: Communication skill (%)	Effectiveness of Teacher in Terms of: Use of teaching aids (%)	Average (%)
Faculty													
Employee Name : Prof. Mridula Shukla Course Name : 20MCA42 - Programming using C# Feedback Given / Total Student : 36 / 59 Feedback (%) : 61.02%	82.78	80.00	80.00	83.33	82.78	82.78	81.67	81.11	83.33	82.22	82.78	80.00	81.90
Employee Name : Prof. Dharamvir Course Name : 20MCA41- Advances in Web Technologies Feedback Given / Total Student : 36 / 59 Feedback (%) : 61.02%	85.56	82.78	82.78	83.33	82.22	83.89	83.33	82.22	83.89	83.33	83.89	83.89	83.43

Assessment for Teacher

Question	Has the teacher covered entire syllabus (%)	Has teacher covered relevant topics beyond syllabus (%)	Pace on which contents were covered (%)	Motivation and inspiration for students to learn (%)	Support for the development of students? skill - Practical Demonstration (%)	Support for the development of students? skill - Hands on training (%)	Clarity of expectations of students (%)	Feedback provided by faculty on students' progress (%)	Willingness to offer help and advice to students (%)	Effectiveness of Teacher in Terms of: Technical content/course content (%)	Effectiveness of Teacher in Terms of Communication skill (%)	Effectiveness of Teacher in Terms of: Use of teaching aids (%)	Average (%)
Faculty													
Employee Name : Mr. ACHUTHA J C Course Name : 20MCA43- Industry Internship Feedback Given / Total Student : 38 / 59 Feedback (%) : 64.41%	80.00	77.89	77.89	82.63	80.53	78.42	77.37	78.95	78.42	80.53	80.53	80.00	79.43
Employee Name : Mr. ASHOK B P Course Name : 20MCA43- Industry Internship Feedback Given / Total Student : 37 / 59 Feedback (%) : 62.71%	77.84	76.76	75.68	78.38	78.92	78.38	78.38	74.59	77.84	78.38	76.22	77.30	77.39
Employee Name : Prof. Dharamvir Course Name : 20MCA43- Industry Internship Feedback Given / Total Student : 37 / 59 Feedback (%) : 62.71%	84.86	82.70	82.16	83.78	81.62	80.54	81.62	84.32	82.16	81.62	83.24	82.16	82.56

Question	Has the teacher covered entire syllabus (%)	Has teacher covered relevant topics beyond syllabus (%)	Pace on which contents were covered (%)	Motivation and inspiration for students to learn (%)	Support for the development of students? skill - Practical Demonstration (%)	Support for the development of students? skill - Hands on training (%)	Clarity of expectations of students (%)	Feedback provided by faculty on student's progress (%)	Willingness to offer help and advice to students (%)	Effectiveness of Teacher in Terms of: Technical content/course content (%)	Effectiveness of Teacher in Terms of Communication skill (%)	Effectiveness of Teacher in Terms of: Use of teaching aids (%)	Average (%)
Faculty													
Employee Name : Ms. LIYA NAIJU Course Name : 20MCA43- Industry Internship Feedback Given / Total Student : 37 / 59 Feedback (%) : 62.71%	84.86	81.62	81.62	82.70	82.70	81.08	83.78	81.08	84.86	82.70	82.70	83.78	82.79
Employee Name : Prof. Mridula Shukla Course Name : 20MCA43- Industry Internship Feedback Given / Total Student : 37 / 59 Feedback (%) : 62.71%	85.95	85.95	85.41	87.03	83.78	84.86	85.41	85.41	84.86	84.32	84.86	85.95	85.32
Employee Name : Dr. PUJA SHASHI Course Name : 20MCA43- Industry Internship Feedback Given / Total Student : 37 / 59 Feedback (%) : 62.71%	85.41	87.03	87.03	89.73	87.57	87.57	87.03	87.03	87.03	87.57	88.11	88.65	87.48

Question	Has the teacher covered entire syllabus (%)	Has teacher covered relevant topics beyond syllabus (%)	Pace on which contents were covered (%)	Motivation and inspiration for students to learn (%)	Support for the development of students? skill - Practical Demonstration (%)	Support for the development of students? skill - Hands on training (%)	Clarity of expectations of students (%)	Feedback provided by faculty on students' progress (%)	Willingness to offer help and advice to students (%)	Effectiveness of Teacher in Terms of: Technical content/course content (%)	Effectiveness of Teacher in Terms of Communication skill (%)	Effectiveness of Teacher in Terms of: Use of teaching aids (%)	Average (%)
Faculty													
(%) : 62.71%													
Employee Name : Mr. ACHUTHA J C Course Name : 20MCA44 - Project work Phase 2 Feedback Given / Total Student : 36 / 59 Feedback (%) : 61.02%	80.56	80.56	80.00	83.33	82.22	79.44	80.56	80.56	81.67	82.22	80.56	81.11	81.07
Employee Name : Mr. ASHOK B P Course Name : 20MCA44 - Project work Phase 2 Feedback Given / Total Student : 36 / 59 Feedback (%) : 61.02%	78.33	79.44	78.33	78.89	78.89	78.89	78.89	77.22	80.56	80.56	79.44	79.44	79.07
Employee Name : Prof. Dharamvir Course Name : 20MCA44 - Project work Phase 2 Feedback Given / Total	83.89	82.22	80.56	80.56	82.78	80.56	81.67	81.67	81.11	82.78	82.78	82.22	81.90



Question	Has the teacher covered entire syllabus (%)	Has teacher covered relevant topics beyond syllabus (%)	Pace on which contents were covered (%)	Motivation and inspiration for students to learn (%)	Support for the development of students? skill - Practical Demonstration (%)	Support for the development of students? skill - Hands on training (%)	Clarity of expectations of students (%)	Feedback provided by faculty on students progress (%)	Willingness to offer help and advice to students (%)	Effectiveness of Teacher in Terms of: Technical content/course content (%)	Effectiveness of Teacher in Terms of Communication skill (%)	Effectiveness of Teacher in Terms of: Use of teaching aids (%)	Average (%)
Faculty													
Student : 36 / 59 Feedback (%) : 61.02%													
Employee Name : Ms. LIYA NAIJU Course Name : 20MCA44 - Project work Phase 2 Feedback Given / Total Student : 36 / 59 Feedback (%) : 61.02%	77.78	79.44	76.67	77.78	78.89	79.44	77.22	78.33	81.11	78.33	78.89	79.44	78.61
Employee Name : Prof. Mridula Shukla Course Name : 20MCA44 - Project work Phase 2 Feedback Given / Total Student : 36 / 59 Feedback (%) : 61.02%	92.78	89.44	89.44	88.89	90.56	90.00	88.33	88.89	91.11	91.11	90.00	88.89	89.95
Employee Name : Dr. PUJA SHASHI Course Name : 20MCA44 - Project work Phase	83.89	82.78	82.78	83.33	78.89	81.67	82.22	80.56	82.78	82.22	82.78	82.22	82.18



# FEEDBACK ANALYSIS-UG


**Classwise feedback report for 8th Semester (2022-2023) Feedback By TOCENGG - B.E. Mechatronics Engineering (Sem-VIII (Div-1))**
**Assessment for Teacher**

Question	Has teacher covered relevant topics beyond syllabus (%)	Pace on which contents were covered (%)	Motivation and inspiration for students to learn (%)	Support for the development of students? skill - Practical Demonstration (%)	Support for the development of students? skill - Hands on training (%)	Clarity of expectations of students (%)	Feedback provided by faculty on student's progress (%)	Willingness to offer help and advice to students (%)	Effectiveness of Teacher in Terms of: Technical content/course content (%)	Effectiveness of Teacher in Terms of Communication skill (%)	Effectiveness of Teacher in Terms of: Use of teaching aids (%)	Average (%)
Faculty												
Employee Name : Prof. SEEMA JATHISH V Course Name : 18MT824- Management Information Systems Feedback Given / Total Student : 32 / 34 Feedback (%) : 94.12%	79.38	83.75	82.50	83.75	81.88	81.25	83.75	86.88	81.25	83.75	83.13	82.84
Employee Name : Prof. Jaideep Rukmangadan Course Name : 18MT81- Automotive Electronics & Hybrid Vehicles Feedback Given / Total Student : 32 / 34 Feedback (%) : 94.12%	81.25	81.25	81.88	81.25	80.63	80.63	82.50	83.75	80.63	85.00	81.88	81.88



Childrens Education Society

Feedback Report



<b>Classwise feedback report for Faculty Feedback 2022-2023 -6th Sem By TOCENGG - B.E. Mechatronics Engineering (Sem-VI (Div-1))</b>
<b>Assessment for Teacher</b>

Question	Has the teacher covered entire syllabus (%)	Has teacher covered relevant topics beyond syllabus (%)	Pace on which contents were covered (%)	Motivation and inspiration for students to learn (%)	Support for the development of students? skill - Practical Demonstration (%)	Support for the development of students? skill - Hands on training (%)	Clarity of expectations of students (%)	Feedback provided by faculty on student's progress (%)	Willingness to offer help and advice to students (%)	Effectiveness of Teacher in Terms of: Technical content/course content (%)	Effectiveness of Teacher in Terms of Communication skill (%)	Effectiveness of Teacher in Terms of: Use of teaching aids (%)	Average (%)
Faculty													
Employee Name : Ms. Annu Kumari Course Name : 18MT61 - PLC & SCADA Feedback Given / Total Student : 18 / 27 Feedback (%) : 66.67%	81.11	78.89	78.89	84.44	81.11	82.22	84.44	77.78	80.00	78.89	81.11	78.89	80.65
Employee Name : Prof. SEEMA JATHISH V Course Name : 18MT62- Power Electronics Feedback Given / Total Student : 16 / 27 Feedback (%) : 59.26%	82.50	85.00	83.75	81.25	82.50	78.75	78.75	76.25	73.75	75.00	78.75	76.25	79.38
Employee Name : Prof. Jaideep Rukmangadan Course Name : 18MT63- Computer Aided Machine Drawing Feedback Given / Total Student : 18 / 27 Feedback (%) : 66.67%	68.89	68.89	64.44	65.56	63.33	66.67	62.22	65.56	63.33	60.00	64.44	63.33	64.72
Employee Name : Dr. Manjula C Course Name : 18EE653- Renewable Energy Resources Feedback Given / Total Student : 16 / 27 Feedback (%) : 59.26%	81.25	83.75	82.50	87.50	86.25	87.50	87.50	87.50	88.75	82.50	87.50	90.00	86.04
Employee Name : Dr. Madhura S Course Name : 18MT642- Rapid Prototyping Feedback Given / Total Student : 16 / 27 Feedback (%) : 59.26%	67.50	67.50	65.00	65.00	67.50	66.25	68.75	63.75	61.25	62.50	67.50	66.25	65.73

**Assessment for Teacher**

Question	Has the teacher covered entire syllabus (%)	Has teacher covered relevant topics beyond syllabus (%)	Pace on which contents were covered (%)	Motivation and inspiration for students to learn (%)	Support for the development of students? skill - Practical Demonstration (%)	Support for the development of students? skill - Hands on training (%)	Clarity of expectations of students (%)	Feedback provided by faculty on student's progress (%)	Willingness to offer help and advice to students (%)	Effectiveness of Teacher in Terms of: Technical content/course content (%)	Effectiveness of Teacher in Terms of Communication skill (%)	Effectiveness of Teacher in Terms of: Use of teaching aids (%)	Average (%)
Faculty													
Employee Name : Ms. Annu Kumari Course Name : 18MTL66 - PLC and SCADA- Laboratory Feedback Given / Total Student : 17 / 27 Feedback (%) : 62.96%	88.24	81.18	85.88	81.18	87.06	84.71	82.35	87.06	83.53	84.71	88.24	88.24	85.20
Employee Name : Prof. SEEMA JATHISH V Course Name : 18MTL67 - Power electronics - Laboratory Feedback Given / Total Student : 16 / 27 Feedback (%) : 59.26%	97.50	96.25	92.50	91.25	92.50	92.50	91.25	87.50	85.00	85.00	90.00	90.00	90.94
Employee Name : Dr. Madhura S Course Name : 18MTMP68 - Mini-project Feedback Given / Total Student : 16 / 27 Feedback (%) : 59.26%	72.50	71.25	72.50	67.50	70.00	70.00	76.25	68.75	75.00	73.75	75.00	72.50	72.08





Childrens Education Society  
Feedback Report



<b>Classwise feedback report for 2nd&amp;4thsem_Faculty Feedback_Sep2023 By TOCENGG - B.E. Mechatronics Engineering (Sem-IV (Div-1))</b>
<b>Assessment for Teacher</b>

Question	Has the teacher covered entire syllabus (%)	Has teacher covered relevant topics beyond syllabus (%)	Pace on which contents were covered (%)	Motivation and inspiration for students to learn (%)	Support for the development of students? skill - Practical Demonstration (%)	Support for the development of students? skill - Hands on training (%)	Clarity of expectations of students (%)	Feedback provided by faculty on student's progress (%)	Willingness to offer help and advice to students (%)	Effectiveness of Teacher in Terms of: Technical content/course content (%)	Effectiveness of Teacher in Terms of Communication skill (%)	Effectiveness of Teacher in Terms of: Use of teaching aids (%)	Average (%)
Faculty													
Employee Name : Mrs. MOUMITA CHATTERJEE Course Name : 21MATME41- Complex Analysis, Probability and Linear Programming Feedback Given / Total Student : 1 / 18 Feedback (%) : 5.56%	100.00	100.00	100.00	100.00	100.00	100.00	100.00	100.00	100.00	100.00	100.00	100.00	100.00
Employee Name : Ms. Annu Kumari Course Name : 21MT42 - Electrical Drives and Controls Feedback Given / Total Student : 1 / 18 Feedback (%) : 5.56%	100.00	100.00	100.00	100.00	100.00	100.00	100.00	100.00	100.00	100.00	100.00	100.00	100.00
Employee Name : Prof. Jaideep Rukmangadan Course Name : 21MT43 - Hydraulics and Pneumatics Feedback Given / Total Student : 1 / 18 Feedback (%) : 5.56%	100.00	100.00	100.00	100.00	100.00	100.00	100.00	100.00	100.00	100.00	100.00	100.00	100.00
Employee Name : Prof. SEEMA JATHISH V Course Name : 21MT44 - MICROCONTROLLER AND APPLICATIONS Feedback Given / Total Student : 1 / 18 Feedback (%) : 5.56%	100.00	100.00	100.00	100.00	100.00	100.00	100.00	100.00	100.00	100.00	100.00	100.00	100.00
Employee Name : Ms. RAMYA K Course Name : 21BE45- Biology for Engineers Feedback Given / Total Student : 1 / 18 Feedback (%) : 5.56%	100.00	100.00	100.00	100.00	100.00	100.00	100.00	100.00	100.00	100.00	100.00	100.00	100.00
Employee Name : Dr. Manjula C Course Name : 21UH49- Universal Human Values Feedback Given / Total Student : 1 / 18 Feedback (%) : 5.56%	100.00	100.00	100.00	100.00	100.00	100.00	100.00	100.00	100.00	100.00	100.00	100.00	100.00
Employee Name : Dr. Madhura S Course Name : 21CIP47- Constitution of India and professional ethics Feedback Given / Total Student : 1 / 18 Feedback (%) : 5.56%	100.00	100.00	100.00	100.00	100.00	100.00	100.00	100.00	100.00	100.00	100.00	100.00	100.00

**Assessment for Teacher**

Question	Has the teacher covered entire syllabus (%)	Has teacher covered relevant topics beyond syllabus (%)	Pace on which contents were covered (%)	Motivation and inspiration for students to learn (%)	Support for the development of students? skill - Practical Demonstration (%)	Support for the development of students? skill - Hands on training (%)	Clarity of expectations of students (%)	Feedback provided by faculty on student's progress (%)	Willingness to offer help and advice to students (%)	Effectiveness of Teacher in Terms of: Technical content/course content (%)	Effectiveness of Teacher in Terms of Communication skill (%)	Effectiveness of Teacher in Terms of: Use of teaching aids (%)	Average (%)
Faculty													
Employee Name : Prof. SEEMA JATHISH V Course Name : 21MTL46-MECHATRONICS LABORATORY Feedback Given / Total Student : 1 / 18 Feedback (%) : 5.56%	100.00	100.00	100.00	100.00	100.00	100.00	100.00	100.00	100.00	100.00	100.00	100.00	100.00
Employee Name : Prof. Jaideep Rukmangadan Course Name : 21MT481 - Programming in Python Feedback Given / Total Student : 1 / 18 Feedback (%) : 5.56%	100.00	100.00	100.00	100.00	100.00	100.00	100.00	100.00	100.00	100.00	100.00	100.00	100.00
Employee Name : Ms. Annu Kumari Course Name : 21MT42-Electrical Drives and Controls Lab Feedback Given / Total Student : 1 / 18 Feedback (%) : 5.56%	100.00	100.00	100.00	100.00	100.00	100.00	100.00	100.00	100.00	100.00	100.00	100.00	100.00
Employee Name : Prof. Jaideep Rukmangadan Course Name : 21MT43-Hydraulics and Pneumatics Lab Feedback Given / Total Student : 1 / 18 Feedback (%) : 5.56%	100.00	100.00	100.00	100.00	100.00	100.00	100.00	100.00	100.00	100.00	100.00	100.00	100.00



Classwise feedback report for 8th Semester (2022-2023) Feedback By TOCENGG - B.E. Mechanical Engineering (Sem-VIII (Div-1))												
Assessment for Teacher												
Question	Has teacher covered relevant topics beyond syllabus (%)	Pace on which contents were covered (%)	Motivation and inspiration for students to learn (%)	Support for the development of students? skill - Practical Demonstration (%)	Support for the development of students? skill - Hands on training (%)	Clarity of expectations of students (%)	Feedback provided by faculty on student?s progress (%)	Willingness to offer help and advice to students (%)	Effectiveness of Teacher in Terms of: Technical content/course content (%)	Effectiveness of Teacher in Terms of Communication skill (%)	Effectiveness of Teacher in Terms of: Use of teaching aids (%)	Average (%)
Faculty												
Employee Name : Mr. Nagaraja T V Course Name : 18ME81 - Energy Engineering Feedback Given / Total Student : 40 / 41 Feedback (%) : 97.56%	91.50	90.00	89.50	92.00	90.50	90.00	90.00	90.00	92.50	91.00	91.00	90.73
Employee Name : Dr. Raviprakash. M Course Name : 18ME823-NDTE Feedback Given / Total Student : 40 / 41 Feedback (%) : 97.56%	89.00	89.50	89.00	89.50	90.00	90.00	89.00	90.50	90.00	90.50	90.00	89.73



Childrens Education Society

Feedback Report



<b>Classwise feedback report for Faculty Feedback 2022-2023 -6th Sem By TOCENGG - B.E. Mechanical Engineering (Sem-VI (Div-1))</b>
<b>Assessment for Teacher</b>

Question	Has the teacher covered entire syllabus (%)	Has teacher covered relevant topics beyond syllabus (%)	Pace on which contents were covered (%)	Motivation and inspiration for students to learn (%)	Support for the development of students? skill - Practical Demonstration (%)	Support for the development of students? skill - Hands on training (%)	Clarity of expectations of students (%)	Feedback provided by faculty on student's progress (%)	Willingness to offer help and advice to students (%)	Effectiveness of Teacher in Terms of: Technical content/course content (%)	Effectiveness of Teacher in Terms of Communication skill (%)	Effectiveness of Teacher in Terms of: Use of teaching aids (%)	Average (%)
Faculty													
Employee Name : Dr. Vidyadhar Pujar Course Name : 18ME61- Finite Element Methods Feedback Given / Total Student : 17 / 17 Feedback (%) : 100.00%	97.65	98.82	97.65	98.82	98.82	97.65	98.82	100.00	98.82	98.82	98.82	100.00	98.72
Employee Name : Dr. Prasad H Nayak Course Name : 18ME62- Design of Machine Elements II Feedback Given / Total Student : 17 / 17 Feedback (%) : 100.00%	100.00	98.82	97.65	98.82	97.65	97.65	97.65	98.82	97.65	98.82	97.65	98.82	98.33
Employee Name : Dr. VARUN K R Course Name : 18ME63 - Heat Transfer Feedback Given / Total Student : 17 / 17 Feedback (%) : 100.00%	96.47	97.65	100.00	100.00	100.00	98.82	98.82	97.65	97.65	100.00	98.82	98.82	98.72
Employee Name : Dr. Raviprakash. M Course Name : 18ME645- Composite Materials Technology Feedback Given / Total Student : 17 / 17 Feedback (%) : 100.00%	100.00	100.00	100.00	100.00	100.00	100.00	98.82	100.00	97.65	98.82	97.65	98.82	99.31
Employee Name : Mr. Anup M Upadhyaya Course Name : 18EE653- RENEWABLE ENERGY RESOURCES Feedback Given / Total Student : 17 / 17 Feedback (%) : 100.00%	100.00	95.29	96.47	98.82	97.65	97.65	97.65	98.82	98.82	98.82	95.29	97.65	97.74

**Assessment for Teacher**



Question	Has the teacher covered entire syllabus (%)	Has teacher covered relevant topics beyond syllabus (%)	Pace on which contents were covered (%)	Motivation and inspiration for students to learn (%)	Support for the development of students? skill - Practical Demonstration (%)	Support for the development of students? skill - Hands on training (%)	Clarity of expectations of students (%)	Feedback provided by faculty on student's progress (%)	Willingness to offer help and advice to students (%)	Effectiveness of Teacher in Terms of: Technical content/course content (%)	Effectiveness of Teacher in Terms of: Communication skill (%)	Effectiveness of Teacher in Terms of: Use of teaching aids (%)	Average (%)
Faculty													
Employee Name : Dr. Vidyadhar Pujar Course Name : 18MEL66 - Computer Aided Modelling and Analysis Lab - B1 Feedback Given / Total Student : 9 / 9 Feedback (%) : 100.00%	95.56	95.56	97.78	95.56	97.78	95.56	95.56	97.78	97.78	97.78	97.78	95.56	96.67
Employee Name : Dr. Vidyadhar Pujar Course Name : 18MEL66 - Computer Aided Modelling and Analysis Lab - B2 Feedback Given / Total Student : 8 / 8 Feedback (%) : 100.00%	100.00	100.00	100.00	100.00	100.00	100.00	100.00	100.00	100.00	100.00	100.00	100.00	100.00
Employee Name : Dr. VARUN K R Course Name : 18MEL67-Heat Transfer Lab - B1 Feedback Given / Total Student : 9 / 9 Feedback (%) : 100.00%	95.56	100.00	97.78	95.56	97.78	95.56	95.56	97.78	100.00	95.56	97.78	95.56	97.04
Employee Name : Dr. VARUN K R Course Name : 18MEL67-Heat Transfer Lab - B2 Feedback Given / Total Student : 8 / 8 Feedback (%) : 100.00%	100.00	100.00	97.50	97.50	100.00	97.50	97.50	100.00	97.50	100.00	100.00	100.00	98.96
Employee Name : Dr. Vidyadhar Pujar Course	96.47	98.82	98.82	98.82	98.82	100.00	97.65	98.82	100.00	98.82	98.82	97.65	98.63

Question	Has the teacher covered entire syllabus (%)	Has teacher covered relevant topics beyond syllabus (%)	Pace on which contents were covered (%)	Motivation and inspiration for students to learn (%)	Support for the development of students? skill - Practical Demonstration (%)	Support for the development of students? skill - Hands on training (%)	Clarity of expectations of students (%)	Feedback provided by faculty on student?s progress (%)	Willingness to offer help and advice to students (%)	Effectiveness of Teacher in Terms of: Technical content/course content (%)	Effectiveness of Teacher in Terms of Communication skill (%)	Effectiveness of Teacher in Terms of: Use of teaching aids (%)	Average (%)
Faculty													
Name : 18MEMP68 - Mini-project Feedback Given / Total Student : 17 / 17 Feedback (%) : 100.00%													



Classwise feedback report for 8th Semester (2022-2023) Feedback By TOCENGG - B.E. Information Science & Engineering (Sem-VIII (Section-B))

Assessment for Teacher

Question	Has teacher covered relevant topics beyond syllabus (%)	Pace on which contents were covered (%)	Motivation and inspiration for students to learn (%)	Support for the development of students? skill - Practical Demonstration (%)	Support for the development of students? skill - Hands on training (%)	Clarity of expectations of students (%)	Feedback provided by faculty on student's progress (%)	Willingness to offer help and advice to students (%)	Effectiveness of Teacher in Terms of: Technical content/course content (%)	Effectiveness of Teacher in Terms of Communication skill (%)	Effectiveness of Teacher in Terms of: Use of teaching aids (%)	Average (%)
Faculty												
Employee Name : Ms. DIANA A Course Name : 18CS81- Internet of Things Feedback Given / Total Student : 40 / 55 Feedback (%) : 72.73%	80.00	78.00	81.00	80.00	76.50	79.00	79.50	80.50	82.50	81.00	83.00	80.09
Employee Name : Prof. VIDHYA SIDDHAN Course Name : 18CS822- Storage Area Networks Feedback Given / Total Student : 39 / 55 Feedback (%) : 70.91%	82.05	81.54	84.62	84.10	81.54	83.59	84.62	84.62	83.08	83.08	85.13	83.45



Childrens Education Society

Feedback Report



<b>Classwise feedback report for Faculty Feedback 2022-2023 -6th Sem By TOCENGG - B.E. Information Science &amp; Engineering (Sem-VI (Div-1))</b>
<b>Assessment for Teacher</b>

Question	Has the teacher covered entire syllabus (%)	Has teacher covered relevant topics beyond syllabus (%)	Pace on which contents were covered (%)	Motivation and inspiration for students to learn (%)	Support for the development of students? skill - Practical Demonstration (%)	Support for the development of students? skill - Hands on training (%)	Clarity of expectations of students (%)	Feedback provided by faculty on student's progress (%)	Willingness to offer help and advice to students (%)	Effectiveness of Teacher in Terms of: Technical content/course content (%)	Effectiveness of Teacher in Terms of Communication skill (%)	Effectiveness of Teacher in Terms of: Use of teaching aids (%)	Average (%)
Faculty													
Employee Name : Prof. INDU K S Course Name : 18IS61-File Structures Feedback Given / Total Student : 35 / 49 Feedback (%) : 71.43%	93.14	90.86	89.14	90.29	89.71	92.57	93.71	92.57	93.71	93.71	93.71	93.71	92.24
Employee Name : Mrs. Riya Sanjesh Course Name : 18IS62-Software Testing Feedback Given / Total Student : 34 / 49 Feedback (%) : 69.39%	93.53	96.47	96.47	95.29	94.71	95.88	92.94	95.88	97.65	95.88	97.06	94.71	95.54
Employee Name : Prof. VIDHYA SIDDHAN Course Name : 18CS63-Web Technology and its applications Feedback Given / Total Student : 34 / 49 Feedback (%) : 69.39%	92.94	90.00	90.59	89.41	89.41	87.65	86.47	88.82	87.06	87.06	90.00	88.82	89.02
Employee Name : Prof. Bindyashree Appaiah Course Name : 18CS643-Cloud Computing and its Applications Feedback Given / Total Student : 35 / 49 Feedback (%) : 71.43%	92.00	91.43	88.57	93.14	90.86	89.14	90.86	92.00	93.71	90.86	90.86	90.86	91.19
Employee Name : Mr. Yadhukrishna MR Course Name : 18MT651-Robotics and Automation Feedback Given / Total Student : 34 / 49 Feedback (%) : 69.39%	94.71	92.35	92.94	91.76	93.53	94.12	92.35	94.12	93.53	94.12	95.29	95.29	93.68

**Assessment for Teacher**

Question	Has the teacher covered entire syllabus (%)	Has teacher covered relevant topics beyond syllabus (%)	Pace on which contents were covered (%)	Motivation and inspiration for students to learn (%)	Support for the development of students? skill - Practical Demonstration (%)	Support for the development of students? skill - Hands on training (%)	Clarity of expectations of students (%)	Feedback provided by faculty on student's progress (%)	Willingness to offer help and advice to students (%)	Effectiveness of Teacher in Terms of: Technical content/course content (%)	Effectiveness of Teacher in Terms of Communication skill (%)	Effectiveness of Teacher in Terms of: Use of teaching aids (%)	Average (%)
Faculty													
Employee Name : Mrs. Riya Sanjesh Course Name : 18ISL66 - Software Testing Laboratory - B1 Feedback Given / Total Student : 19 / 25 Feedback (%) : 76.00%	95.79	96.84	93.68	94.74	93.68	93.68	92.63	93.68	93.68	94.74	94.74	94.74	94.39
Employee Name : Mrs. Riya Sanjesh Course Name : 18ISL66 - Software Testing Laboratory - B2 Feedback Given / Total Student : 15 / 24 Feedback (%) : 62.50%	93.33	94.67	94.67	94.67	96.00	96.00	94.67	97.33	96.00	94.67	93.33	97.33	95.22
Employee Name : Prof. INDU K S Course Name : 18ISL67- File Structures Laboratory with mini project - B1 Feedback Given / Total Student : 19 / 25 Feedback (%) : 76.00%	95.79	94.74	96.84	92.63	93.68	93.68	95.79	94.74	91.58	94.74	94.74	93.68	94.39
Employee Name : Prof. INDU K S Course Name : 18ISL67- File Structures Laboratory with mini project - B2 Feedback Given / Total Student : 15 / 24 Feedback (%) : 62.50%	96.00	96.00	94.67	97.33	96.00	97.33	96.00	96.00	94.67	94.67	96.00	96.00	95.89
Employee Name : Ms. DIANA A Course Name : 18CSMP68-Mobile Application Development Feedback Given /	91.18	87.65	87.65	88.24	89.41	87.06	87.65	88.82	88.82	88.82	88.82	90.59	88.73

Question	Has the teacher covered entire syllabus (%)	Has teacher covered relevant topics beyond syllabus (%)	Pace on which contents were covered (%)	Motivation and inspiration for students to learn (%)	Support for the development of students? skill - Practical Demonstration (%)	Support for the development of students? skill - Hands on training (%)	Clarity of expectations of students (%)	Feedback provided by faculty on student's progress (%)	Willingness to offer help and advice to students (%)	Effectiveness of Teacher in Terms of: Technical content/course content (%)	Effectiveness of Teacher in Terms of Communication skill (%)	Effectiveness of Teacher in Terms of: Use of teaching aids (%)	Average (%)
Faculty													
Total Student : 34 / 49 Feedback (%) : 69.39%													
Employee Name : Prof. Bindyashree Appaiah Course Name : 18CSMP68- Mobile Application Development Feedback Given / Total Student : 34 / 49 Feedback (%) : 69.39%	91.18	90.00	90.59	90.00	88.82	90.00	92.94	91.76	92.35	91.18	91.76	91.18	90.98





Childrens Education Society

Feedback Report



<b>Classwise feedback report for 2nd&amp;4thsem_Faculty Feedback_Sep2023 By TOCENGG - B.E. Information Science &amp; Engineering (Sem-IV (SEC-B))</b>
<b>Assessment for Teacher</b>

Question	Has the teacher covered entire syllabus (%)	Has teacher covered relevant topics beyond syllabus (%)	Pace on which contents were covered (%)	Motivation and inspiration for students to learn (%)	Support for the development of students? skill - Practical Demonstration (%)	Support for the development of students? skill - Hands on training (%)	Clarity of expectations of students (%)	Feedback provided by faculty on student's progress (%)	Willingness to offer help and advice to students (%)	Effectiveness of Teacher in Terms of: Technical content/course content (%)	Effectiveness of Teacher in Terms of: Communication skill (%)	Effectiveness of Teacher in Terms of: Use of teaching aids (%)	Average (%)
Faculty													
Employee Name : Mrs. DR. HEMALATHA N C Course Name : 21CS41- Mathematical Foundations for Computing Feedback Given / Total Student : 48 / 68 Feedback (%) : 70.59%	85.42	81.25	85.83	79.58	81.25	80.83	83.33	81.25	81.67	81.25	80.42	82.92	82.08
Employee Name : Prof. Visalini S Course Name : 21CS42- Design and Analysis of Algorithms Feedback Given / Total Student : 48 / 68 Feedback (%) : 70.59%	82.92	77.50	82.08	75.83	77.50	77.92	79.17	79.17	81.25	80.00	78.33	82.08	79.48
Employee Name : Prof. PRAJWALASIMHA S N Course Name : 21CS43- Microcontroller and Embedded System Feedback Given / Total Student : 47 / 68 Feedback (%) : 69.12%	97.02	97.02	97.87	97.02	97.87	97.45	96.17	97.45	97.87	97.45	97.87	97.45	97.38
Employee Name : Ms. DIANA A Course Name : 21CS44- Operating System Feedback Given / Total Student : 48 / 68 Feedback (%) : 70.59%	81.25	79.58	79.58	84.17	81.25	83.33	82.08	79.17	81.25	83.75	81.67	80.83	81.49
Employee Name : Dr. INDULEKHA JOHN Course Name : 21BE45- Biology For Engineers Feedback Given / Total Student : 48 / 68 Feedback (%) : 70.59%	92.08	89.58	90.00	89.17	88.75	87.08	90.00	89.17	89.58	90.00	91.25	90.42	89.76
Employee Name : Prof. VIDHYA SIDDHAN Course Name : 21CS482 - Unix Shell Programming Feedback Given / Total Student : 46 / 68 Feedback (%) : 67.65%	90.43	86.96	87.39	86.52	87.39	86.96	87.39	87.83	87.83	86.09	88.26	88.26	87.61
Employee Name : Mr. MANOJ KUMAR R Course Name : 21KSK47- Samskrutika Kannada Feedback Given / Total Student : 9 / 18 Feedback (%) : 50.00%	100.00	97.78	97.78	100.00	100.00	97.78	97.78	97.78	97.78	100.00	97.78	100.00	98.70
Employee Name : Mr. MANOJ KUMAR	93.85	91.79	91.28	90.26	89.23	88.72	89.74	88.21	90.77	91.79	88.72	92.31	90.56

Question	Has the teacher covered entire syllabus (%)	Has teacher covered relevant topics beyond syllabus (%)	Pace on which contents were covered (%)	Motivation and inspiration for students to learn (%)	Support for the development of students? skill - Practical Demonstration (%)	Support for the development of students? skill - Hands on training (%)	Clarity of expectations of students (%)	Feedback provided by faculty on student's progress (%)	Willingness to offer help and advice to students (%)	Effectiveness of Teacher in Terms of: Technical content/course content (%)	Effectiveness of Teacher in Terms of Communication skill (%)	Effectiveness of Teacher in Terms of: Use of teaching aids (%)	Average (%)
Faculty													
R Course Name : 21KBK47- Balake Kannada Feedback Given / Total Student : 39 / 50 Feedback (%) : 78.00%													

**Assessment for Teacher**

Question	Has the teacher covered entire syllabus (%)	Has teacher covered relevant topics beyond syllabus (%)	Pace on which contents were covered (%)	Motivation and inspiration for students to learn (%)	Support for the development of students? skill - Practical Demonstration (%)	Support for the development of students? skill - Hands on training (%)	Clarity of expectations of students (%)	Feedback provided by faculty on student's progress (%)	Willingness to offer help and advice to students (%)	Effectiveness of Teacher in Terms of: Technical content/course content (%)	Effectiveness of Teacher in Terms of: Communication skill (%)	Effectiveness of Teacher in Terms of: Use of teaching aids (%)	Average (%)
Faculty													
Employee Name : Prof. KARTHIK S L Course Name : 21CSL46 - Python Programming Laboratory Feedback Given / Total Student : 47 / 68 Feedback (%) : 69.12%	91.91	92.34	91.49	92.34	91.91	93.62	91.91	94.04	93.19	93.19	93.19	93.19	92.69
Employee Name : Dr. Vanajaroselin Chirchi Course Name : 21UH49- Universal Human Values Feedback Given / Total Student : 47 / 68 Feedback (%) : 69.12%	85.96	85.11	87.66	85.53	85.11	84.68	84.68	84.68	86.38	87.23	84.68	86.81	85.71
Employee Name : Prof. Visalini S Course Name : 21CSL42- Design and Analysis of Algorithms LAB - BATCH-1 Feedback Given / Total Student : 26 / 34 Feedback (%) : 76.47%	80.77	80.00	78.46	75.38	76.92	77.69	73.85	76.15	76.92	76.92	77.69	80.00	77.56
Employee Name : Prof. Visalini S Course Name : 21CSL42- Design and Analysis of Algorithms LAB - BATCH-2 Feedback Given / Total Student : 20 / 34 Feedback (%) : 58.82%	91.00	86.00	88.00	82.00	85.00	85.00	86.00	82.00	87.00	86.00	87.00	88.00	86.08
Employee Name : Prof. PRAJWALASIMHA S N Course Name : 21CSL43- Microcontroller and Embedded System LAB - BATCH-1 Feedback Given / Total Student : 26 / 34 Feedback (%) : 76.47%	95.38	96.15	96.15	96.15	96.92	97.69	96.92	98.46	98.46	97.69	97.69	97.69	97.11
Employee Name : Prof. PRAJWALASIMHA S N Course Name : 21CSL43- Microcontroller and Embedded System LAB - BATCH-2 Feedback Given / Total Student : 20 / 34 Feedback (%) : 58.82%	98.00	97.00	98.00	97.00	96.00	97.00	95.00	94.00	95.00	96.00	93.00	96.00	96.00



Childrens Education Society  
Feedback Report



<b>Classwise feedback report for 2nd&amp;4thsem_Faculty Feedback_Sep2023 By TOCENGG - B.E. Information Science &amp; Engineering (Sem-IV (SEC-A))</b>
<b>Assessment for Teacher</b>

Question	Has the teacher covered entire syllabus (%)	Has teacher covered relevant topics beyond syllabus (%)	Pace on which contents were covered (%)	Motivation and inspiration for students to learn (%)	Support for the development of students? skill - Practical Demonstration (%)	Support for the development of students? skill - Hands on training (%)	Clarity of expectations of students (%)	Feedback provided by faculty on student's progress (%)	Willingness to offer help and advice to students (%)	Effectiveness of Teacher in Terms of: Technical content/course content (%)	Effectiveness of Teacher in Terms of: Communication skill (%)	Effectiveness of Teacher in Terms of: Use of teaching aids (%)	Average (%)
Faculty													
Employee Name : Mrs. MOUMITA CHATTERJEE Course Name : 21CS41- Mathematical Foundations for Computing Feedback Given / Total Student : 42 / 64 Feedback (%) : 65.63%	81.43	81.90	81.90	79.52	80.95	82.38	82.38	80.95	80.95	80.48	82.38	81.43	81.39
Employee Name : Dr. Kanagavalli R Course Name : 21CS42- Design and Analysis of Algorithms Feedback Given / Total Student : 42 / 64 Feedback (%) : 65.63%	73.81	72.86	73.33	70.48	72.86	73.33	74.29	74.29	74.76	73.33	73.33	73.81	73.37
Employee Name : Mrs. Remya Bharathy K Course Name : 21CS43- Microcontroller and Embedded System Feedback Given / Total Student : 42 / 64 Feedback (%) : 65.63%	86.67	87.62	85.71	87.62	86.19	86.67	88.10	86.19	88.10	86.19	87.62	86.19	86.91
Employee Name : Dr. Vanajoselin Chirchi Course Name : 21CS44- Operating System Feedback Given / Total Student : 42 / 64 Feedback (%) : 65.63%	83.81	86.67	84.29	86.67	86.19	84.76	84.76	84.29	83.81	85.71	85.24	85.71	85.16
Employee Name : Dr. INDULEKHA JOHN Course Name : 21BE45- Biology For Engineers Feedback Given / Total Student : 43 / 64 Feedback (%) : 67.19%	84.65	80.47	82.79	79.07	78.60	80.47	81.86	82.33	80.93	82.33	83.26	81.86	81.55
Employee Name : Prof. VIDHYA SIDDHAN Course Name : 21CS482 - Unix Shell Programming Feedback Given / Total Student : 41 / 64 Feedback (%) : 64.06%	86.83	86.83	86.83	86.83	86.34	86.34	87.80	87.32	86.83	87.32	86.83	85.85	86.83
Employee Name : Mr. MANOJ KUMAR R Course Name : 21KSK47- Samskrutika Kannada Feedback Given / Total Student : 18 / 27 Feedback (%) : 66.67%	88.89	88.89	88.89	87.78	88.89	85.56	88.89	87.78	90.00	91.11	87.78	87.78	88.52

Question	Has the teacher covered entire syllabus (%)	Has teacher covered relevant topics beyond syllabus (%)	Pace on which contents were covered (%)	Motivation and inspiration for students to learn (%)	Support for the development of students? skill - Practical Demonstration (%)	Support for the development of students? skill - Hands on training (%)	Clarity of expectations of students (%)	Feedback provided by faculty on student's progress (%)	Willingness to offer help and advice to students (%)	Effectiveness of Teacher in Terms of: Technical content/course content (%)	Effectiveness of Teacher in Terms of Communication skill (%)	Effectiveness of Teacher in Terms of: Use of teaching aids (%)	Average (%)
Faculty													
Employee Name : Mr. MANOJ KUMAR R Course Name : 21KBK47- Balake Kannada Feedback Given / Total Student : 24 / 37 Feedback (%) : 64.86%	94.17	95.83	95.00	95.00	94.17	93.33	95.83	94.17	93.33	95.00	93.33	94.17	94.44



**Assessment for Teacher**

Question	Has the teacher covered entire syllabus (%)	Has teacher covered relevant topics beyond syllabus (%)	Pace on which contents were covered (%)	Motivation and inspiration for students to learn (%)	Support for the development of students? skill - Practical Demonstration (%)	Support for the development of students? skill - Hands on training (%)	Clarity of expectations of students (%)	Feedback provided by faculty on student's progress (%)	Willingness to offer help and advice to students (%)	Effectiveness of Teacher in Terms of: Technical content/course content (%)	Effectiveness of Teacher in Terms of: Communication skill (%)	Effectiveness of Teacher in Terms of: Use of teaching aids (%)	Average (%)
Faculty													
Employee Name : Prof. CHANNAPPA GOWDA D V Course Name : 21CSL46 - Python Programming Laboratory Feedback Given / Total Student : 42 / 64 Feedback (%) : 65.63%	92.86	91.90	91.90	90.48	90.95	92.38	92.86	91.43	92.38	90.95	92.38	92.38	91.90
Employee Name : Mrs. Preeja Mary R Course Name : 21UH49- Universal Human Values Feedback Given / Total Student : 41 / 64 Feedback (%) : 64.06%	86.34	85.37	82.44	83.90	82.93	84.39	83.90	84.88	81.46	82.93	80.49	82.44	83.46
Employee Name : Prof. VIDHYA SIDDHAN Course Name : 21CSL42- Design and Analysis of Algorithms LAB - BATCH-1 Feedback Given / Total Student : 20 / 32 Feedback (%) : 62.50%	80.00	86.00	81.00	84.00	85.00	82.00	82.00	79.00	80.00	81.00	80.00	79.00	81.58
Employee Name : Prof. VIDHYA SIDDHAN Course Name : 21CSL42- Design and Analysis of Algorithms LAB - BATCH-2 Feedback Given / Total Student : 20 / 32 Feedback (%) : 62.50%	85.00	82.00	85.00	85.00	84.00	84.00	85.00	85.00	83.00	84.00	84.00	85.00	84.25
Employee Name : Mrs. Remya Bharathy K Course Name : 21CSL43- Microcontroller and Embedded System LAB - BATCH-1 Feedback Given / Total Student : 20 / 32 Feedback (%) : 62.50%	93.00	90.00	92.00	92.00	87.00	89.00	87.00	90.00	87.00	90.00	88.00	94.00	89.92
Employee Name : Mrs. Remya Bharathy K Course Name : 21CSL43- Microcontroller and Embedded System LAB - BATCH-2 Feedback Given / Total Student : 19 / 32 Feedback (%) : 59.38%	81.05	82.11	82.11	81.05	82.11	81.05	78.95	81.05	78.95	80.00	80.00	82.11	80.88



Children's Education Society

Feedback Report



Classwise feedback report for Faculty Feedback 2022-2023 -6th Sem By TOCENGG - B.E. Electrical & Electronics Engineering (Sem-VI (Div-1))
---

Assessment for Teacher
------------------------

Question	Has the teacher covered entire syllabus (%)	Has teacher covered relevant topics beyond syllabus (%)	Pace on which contents were covered (%)	Motivation and inspiration for students to learn (%)	Support for the development of students? skill - Practical Demonstration (%)	Support for the development of students? skill - Hands on training (%)	Clarity of expectations of students (%)	Feedback provided by faculty on student's progress (%)	Willingness to offer help and advice to students (%)	Effectiveness of Teacher in Terms of: Technical content/course content (%)	Effectiveness of Teacher in Terms of Communication skill (%)	Effectiveness of Teacher in Terms of: Use of teaching aids (%)	Average (%)
Faculty													
Employee Name : Mrs. GANTEDA MOUNICA SHARON Course Name : 18EE61 - Control Systems Feedback Given / Total Student : 25 / 29 Feedback (%) : 86.21%	64.00	62.40	64.00	62.40	65.60	64.00	66.40	63.20	63.20	63.20	64.00	67.20	64.13
Employee Name : Mrs. SUMITHA T L Course Name : 18EE62- Power System Analysis 1 Feedback Given / Total Student : 25 / 29 Feedback (%) : 86.21%	93.60	94.40	94.40	89.60	92.00	90.40	90.40	89.60	92.80	94.40	93.60	96.00	92.60
Employee Name : Mrs. RAICHEL RUBY Course Name : 18EE63 - Digital Signal Processing Feedback Given / Total Student : 25 / 29 Feedback (%) : 86.21%	93.60	92.00	96.00	92.00	94.40	92.80	95.20	93.60	93.60	95.20	96.00	97.60	94.33
Employee Name : Prof. NISHA C RANI Course Name : 18EE644- Embedded Systems Feedback Given / Total Student : 25 / 29 Feedback (%) : 86.21%	95.20	94.40	96.00	98.40	96.80	96.00	96.00	95.20	96.00	96.00	98.40	96.00	96.20
Employee Name : Prof. Jayakumar N Course Name : 18ME651- Non Conventional Energy Sources Feedback Given / Total Student : 25 / 29 Feedback (%) : 86.21%	88.80	89.60	89.60	92.00	92.00	91.20	90.40	88.80	92.00	88.00	91.20	92.00	90.47

**Assessment for Teacher**

Question	Has the teacher covered entire syllabus (%)	Has teacher covered relevant topics beyond syllabus (%)	Pace on which contents were covered (%)	Motivation and inspiration for students to learn (%)	Support for the development of students? skill - Practical Demonstration (%)	Support for the development of students? skill - Hands on training (%)	Clarity of expectations of students (%)	Feedback provided by faculty on student's progress (%)	Willingness to offer help and advice to students (%)	Effectiveness of Teacher in Terms of: Technical content/course content (%)	Effectiveness of Teacher in Terms of: Communication skill (%)	Effectiveness of Teacher in Terms of: Use of teaching aids (%)	Average (%)
Faculty													
Employee Name : Mrs. GANTEDA MOUNICA SHARON Course Name : 18EEL66- Control System Laboratory - B1 Feedback Given / Total Student : 13 / 14 Feedback (%) : 92.86%	80.00	84.62	78.46	78.46	70.77	78.46	81.54	73.85	81.54	75.38	86.15	78.46	78.97
Employee Name : Mrs. GANTEDA MOUNICA SHARON Course Name : 18EEL66- Control System Laboratory - B2 Feedback Given / Total Student : 12 / 15 Feedback (%) : 80.00%	80.00	80.00	70.00	71.67	71.67	68.33	73.33	76.67	75.00	76.67	71.67	76.67	74.31
Employee Name : Mrs. RAICHEL RUBY Course Name : 18EEL67- Digital Signal Processing Laboratory - B1 Feedback Given / Total Student : 12 / 15 Feedback (%) : 80.00%	86.67	85.00	83.33	85.00	86.67	86.67	88.33	85.00	86.67	88.33	86.67	88.33	86.39
Employee Name : Mrs. RAICHEL RUBY Course Name : 18EEL67- Digital Signal Processing Laboratory - B2 Feedback Given / Total Student : 13 / 14 Feedback (%) : 92.86%	92.31	87.69	90.77	89.23	89.23	87.69	90.77	90.77	90.77	92.31	92.31	92.31	90.51
Employee Name : Dr. DEVI VIGNNESHWARI Course Name : 18EEMP68- Mini Project Feedback Given / Total Student : 25 / 29 Feedback (%) : 86.21%	96.80	96.80	95.20	95.20	95.20	96.80	97.60	96.00	95.20	96.00	96.80	95.20	96.07



Childrens Education Society  
Feedback Report



<b>Classwise feedback report for 2nd&amp;4thsem_Faculty Feedback_Sep2023 By TOCENGG - B.E. Electrical &amp; Electronics Engineering (Sem-IV (Div-1))</b>
<b>Assessment for Teacher</b>

Question	Has the teacher covered entire syllabus (%)	Has teacher covered relevant topics beyond syllabus (%)	Pace on which contents were covered (%)	Motivation and inspiration for students to learn (%)	Support for the development of students? skill - Practical Demonstration (%)	Support for the development of students? skill - Hands on training (%)	Clarity of expectations of students (%)	Feedback provided by faculty on student's progress (%)	Willingness to offer help and advice to students (%)	Effectiveness of Teacher in Terms of: Technical content/course content (%)	Effectiveness of Teacher in Terms of: Communication skill (%)	Effectiveness of Teacher in Terms of: Use of teaching aids (%)	Average (%)
Faculty													
Employee Name : Mrs. LAVANYA B S Course Name : BSC 21MAT41- Complex Analysis, Probability and Statistical Methods Feedback Given / Total Student : 27 / 34 Feedback (%) : 79.41%	99.26	96.30	97.78	95.56	97.04	97.04	97.04	97.78	97.78	97.78	97.78	97.78	97.41
Employee Name : Prof. NISHA C RANI Course Name : IPCC 21EE42- Digital System Design Feedback Given / Total Student : 27 / 34 Feedback (%) : 79.41%	97.04	97.78	96.30	97.04	97.04	95.56	96.30	98.52	97.04	97.78	97.78	98.52	97.22
Employee Name : Dr. DEVI VIGNESHWARI B Course Name : IPCC 21EE43- Microcontroller Feedback Given / Total Student : 27 / 34 Feedback (%) : 79.41%	99.26	98.52	97.78	97.78	97.78	98.52	97.78	98.52	99.26	98.52	99.26	98.52	98.46
Employee Name : Mrs. RESNA S R Course Name : PCC 21EE44- Electric Motors Feedback Given / Total Student : 27 / 34 Feedback (%) : 79.41%	95.56	97.04	96.30	97.04	97.04	96.30	97.78	97.78	97.78	96.30	99.26	98.52	97.23
Employee Name : Ms. RAMYA K Course Name : AEC 21BE45- Biology for Engineers Feedback Given / Total Student : 27 / 34 Feedback (%) : 79.41%	97.78	94.81	97.04	96.30	97.04	95.56	95.56	95.56	96.30	97.04	97.78	95.56	96.36
Employee Name : Mrs. RAICHEL RUBY Course Name : UHV 21UH36/49 - Universal Human Values Feedback Given / Total Student : 27 / 34 Feedback (%) : 79.41%	97.78	96.30	97.04	97.78	97.04	97.78	97.78	97.78	98.52	97.78	97.78	98.52	97.66
Employee Name : Mr. MANOJ KUMAR Course Name : HSMC 21KBK37/47- Balake Kannada Feedback Given / Total Student : 27 / 34 Feedback (%) : 79.41%	98.52	98.52	96.30	98.52	97.78	97.78	99.26	97.78	98.52	99.26	100.00	98.52	98.40



**Assessment for Teacher**

Question	Has the teacher covered entire syllabus (%)	Has teacher covered relevant topics beyond syllabus (%)	Pace on which contents were covered (%)	Motivation and inspiration for students to learn (%)	Support for the development of students? skill - Practical Demonstration (%)	Support for the development of students? skill - Hands on training (%)	Clarity of expectations of students (%)	Feedback provided by faculty on student's progress (%)	Willingness to offer help and advice to students (%)	Effectiveness of Teacher in Terms of: Technical content/course content (%)	Effectiveness of Teacher in Terms of: Communication skill (%)	Effectiveness of Teacher in Terms of: Use of teaching aids (%)	Average (%)
Faculty													
Employee Name : Prof. NISHA C RANI Course Name : IPCC 21EE42 Lab- Digital System Design Lab - B1 Feedback Given / Total Student : 13 / 17 Feedback (%) : 76.47%	100.00	98.46	98.46	98.46	100.00	100.00	98.46	98.46	98.46	98.46	98.46	100.00	98.97
Employee Name : Prof. NISHA C RANI Course Name : IPCC 21EE42 Lab- Digital System Design Lab - B2 Feedback Given / Total Student : 14 / 17 Feedback (%) : 82.35%	97.14	97.14	98.57	98.57	95.71	97.14	95.71	97.14	97.14	97.14	98.57	98.57	97.38
Employee Name : Dr. DEVI VIGNESHWARI B Course Name : IPCC 21EE43 Lab- Microcontroller Lab - B1 Feedback Given / Total Student : 13 / 17 Feedback (%) : 76.47%	100.00	100.00	100.00	100.00	100.00	100.00	100.00	100.00	100.00	100.00	100.00	100.00	100.00
Employee Name : Dr. DEVI VIGNESHWARI B Course Name : IPCC 21EE43 Lab- Microcontroller Lab - B2 Feedback Given / Total Student : 14 / 17 Feedback (%) : 82.35%	97.14	98.57	95.71	97.14	98.57	98.57	95.71	98.57	98.57	98.57	97.14	98.57	97.74
Employee Name : Mrs. RESNA S R Course Name : PCC 21EEL46- Electrical Machines Laboratory - II - B1 Feedback Given / Total Student : 13 / 17 Feedback (%) : 76.47%	98.46	98.46	100.00	98.46	98.46	100.00	98.46	98.46	98.46	98.46	98.46	100.00	98.85
Employee Name : Mrs. RESNA S R Course Name : PCC 21EEL46- Electrical Machines Laboratory - II - B2 Feedback Given / Total Student : 14 / 17 Feedback (%) : 82.35%	97.14	94.29	97.14	95.71	97.14	97.14	95.71	98.57	97.14	97.14	97.14	97.14	96.78
Employee Name : Mrs. SUMITHA T L Course Name : 21EEL484- Simulation of Op-Amp Circuits - B1 Feedback Given / Total Student	100.00	100.00	98.46	100.00	96.92	98.46	98.46	100.00	100.00	100.00	100.00	100.00	99.36

Question	Has the teacher covered entire syllabus (%)	Has teacher covered relevant topics beyond syllabus (%)	Pace on which contents were covered (%)	Motivation and inspiration for students to learn (%)	Support for the development of students? skill - Practical Demonstration (%)	Support for the development of students? skill - Hands on training (%)	Clarity of expectations of students (%)	Feedback provided by faculty on student's progress (%)	Willingness to offer help and advice to students (%)	Effectiveness of Teacher in Terms of: Technical content/course content (%)	Effectiveness of Teacher in Terms of Communication skill (%)	Effectiveness of Teacher in Terms of: Use of teaching aids (%)	Average (%)
Faculty													
: 13 / 17 Feedback (%) : 76.47%													
Employee Name : Mrs. SUMITHA T L Course Name : 21EEL484- Simulation of Op-Amp Circuits - B2 Feedback Given / Total Student : 14 / 17 Feedback (%) : 82.35%	98.57	98.57	97.14	95.71	97.14	98.57	98.57	97.14	98.57	98.57	100.00	100.00	98.21



Classwise feedback report for 8th Semester (2022-2023) Feedback By TOCENGG - B.E. Electronics & Communication Engineering (Sem-VIII (Div-B))

Assessment for Teacher

Question	Has teacher covered relevant topics beyond syllabus (%)	Pace on which contents were covered (%)	Motivation and inspiration for students to learn (%)	Support for the development of students? skill - Practical Demonstration (%)	Support for the development of students? skill - Hands on training (%)	Clarity of expectations of students (%)	Feedback provided by faculty on student's progress (%)	Willingness to offer help and advice to students (%)	Effectiveness of Teacher in Terms of: Technical content/course content (%)	Effectiveness of Teacher in Terms of Communication skill (%)	Effectiveness of Teacher in Terms of: Use of teaching aids (%)	Average (%)
Faculty												
Employee Name : Dr. Chrispin Jiji Course Name : 18EC81- Wireless & Cellular Communication Feedback Given / Total Student : 33 / 46 Feedback (%) : 71.74%	89.70	91.52	90.91	89.70	90.91	90.91	90.30	90.91	89.09	92.12	89.09	90.47
Employee Name : Mr. Jayaraj N Course Name : 18EC821- NETWORK SECURITY Feedback Given / Total Student : 33 / 46 Feedback (%) : 71.74%	86.67	89.09	86.06	83.64	84.24	84.85	86.67	90.30	85.45	87.88	85.45	86.39



Classwise feedback report for 8th Semester (2022-2023) Feedback By TOCENGG - B.E. Electronics & Communication Engineering (Sem-VIII (Div-A))

Assessment for Teacher

Question	Has teacher covered relevant topics beyond syllabus (%)	Pace on which contents were covered (%)	Motivation and inspiration for students to learn (%)	Support for the development of students? skill - Practical Demonstration (%)	Support for the development of students? skill - Hands on training (%)	Clarity of expectations of students (%)	Feedback provided by faculty on student's progress (%)	Willingness to offer help and advice to students (%)	Effectiveness of Teacher in Terms of: Technical content/course content (%)	Effectiveness of Teacher in Terms of Communication skill (%)	Effectiveness of Teacher in Terms of: Use of teaching aids (%)	Average (%)
Faculty												
Employee Name : Dr. Chrispin Jiji Course Name : 18EC81- Wireless & Cellular Communication Feedback Given / Total Student : 43 / 49 Feedback (%) : 87.76%	86.05	86.05	84.19	84.65	83.72	85.12	85.58	84.65	85.58	87.91	86.05	85.41
Employee Name : Mr. Jayaraj N Course Name : 18EC821- NETWORK SECURITY Feedback Given / Total Student : 43 / 49 Feedback (%) : 87.76%	88.37	89.77	88.84	88.37	88.84	87.91	88.84	87.91	90.23	90.70	87.91	88.88



Childrens Education Society

Feedback Report



<b>Classwise feedback report for Faculty Feedback 2022-2023 -6th Sem By TOCENGG - B.E. Electronics &amp; Communication Engineering (Sem-VI (B))</b>
<b>Assessment for Teacher</b>

Question	Has the teacher covered entire syllabus (%)	Has teacher covered relevant topics beyond syllabus (%)	Pace on which contents were covered (%)	Motivation and inspiration for students to learn (%)	Support for the development of students? skill - Practical Demonstration (%)	Support for the development of students? skill - Hands on training (%)	Clarity of expectations of students (%)	Feedback provided by faculty on student's progress (%)	Willingness to offer help and advice to students (%)	Effectiveness of Teacher in Terms of: Technical content/course content (%)	Effectiveness of Teacher in Terms of: Communication skill (%)	Effectiveness of Teacher in Terms of: Use of teaching aids (%)	Average (%)
Faculty													
Employee Name : Mrs. IFFAT FATIMA Course Name : 18EC61-Digital Communication Feedback Given / Total Student : 36 / 41 Feedback (%) : 87.80%	92.22	88.33	86.67	91.67	92.22	88.33	90.00	90.56	90.00	89.44	88.89	87.22	89.63
Employee Name : Mrs. Sheebakumari Chelliah Course Name : 18EC62-Embedded Systems Feedback Given / Total Student : 36 / 41 Feedback (%) : 87.80%	94.44	96.67	95.56	93.33	94.44	95.00	91.67	95.56	96.11	93.33	92.22	95.00	94.44
Employee Name : Mr. Jayaraj N Course Name : 18EC63-Microwave & Antenna Feedback Given / Total Student : 36 / 41 Feedback (%) : 87.80%	89.44	88.89	89.44	90.00	90.00	89.44	89.44	89.44	91.11	91.11	90.00	91.11	89.95
Employee Name : Dr. B Srilatha Course Name : 18EC646-Python Application Programming Feedback Given / Total Student : 36 / 41 Feedback (%) : 87.80%	75.00	74.44	75.56	75.56	76.11	76.11	78.33	76.11	78.33	76.11	80.00	76.11	76.48
Employee Name : Prof. CHANNAPPA GOWDA D V Course Name : 18CS653-Programming in Java Feedback Given / Total Student : 4 / 4 Feedback (%) : 100.00%	70.00	75.00	65.00	75.00	75.00	75.00	70.00	75.00	75.00	70.00	70.00	75.00	72.50
Employee Name : Prof. INDU K S Course Name : 18CS654-Introduction to Operating System Feedback Given / Total Student : 32 / 37 Feedback (%) : 86.49%	90.00	91.88	89.38	90.00	91.88	91.88	94.38	93.13	93.75	91.88	91.88	92.50	91.88

<b>Assessment for Teacher</b>
-------------------------------



Question	Has the teacher covered entire syllabus (%)	Has teacher covered relevant topics beyond syllabus (%)	Pace on which contents were covered (%)	Motivation and inspiration for students to learn (%)	Support for the development of students? skill - Practical Demonstration (%)	Support for the development of students? skill - Hands on training (%)	Clarity of expectations of students (%)	Feedback provided by faculty on student's progress (%)	Willingness to offer help and advice to students (%)	Effectiveness of Teacher in Terms of: Technical content/course content (%)	Effectiveness of Teacher in Terms of: Communication skill (%)	Effectiveness of Teacher in Terms of: Use of teaching aids (%)	Average (%)
Faculty													
Employee Name : Mrs. Sheebakumari Chelliah Course Name : 18ECL67-Embedded System Lab - B1 Feedback Given / Total Student : 20 / 21 Feedback (%) : 95.24%	99.00	101.00	103.00	100.00	104.00	101.00	100.00	101.00	98.00	102.00	98.00	98.00	100.42
Employee Name : Mrs. Sheebakumari Chelliah Course Name : 18ECL67-Embedded System Lab - B2 Feedback Given / Total Student : 16 / 20 Feedback (%) : 80.00%	93.75	93.75	96.25	97.50	97.50	96.25	95.00	96.25	96.25	97.50	93.75	98.75	96.04
Employee Name : Mr. Jayaraj N Course Name : 18ECL68-Communication Lab - B1 Feedback Given / Total Student : 20 / 21 Feedback (%) : 95.24%	88.00	90.00	89.00	88.00	90.00	90.00	90.00	92.00	93.00	92.00	92.00	91.00	90.42
Employee Name : Mr. Jayaraj N Course Name : 18ECL68-Communication Lab - B2 Feedback Given / Total Student : 16 / 20 Feedback (%) : 80.00%	86.25	83.75	81.25	83.75	85.00	85.00	83.75	85.00	85.00	86.25	82.50	87.50	84.58



Childrens Education Society

Feedback Report



<b>Classwise feedback report for Faculty Feedback 2022-2023 -6th Sem By TOCENGG - B.E. Electronics &amp; Communication Engineering (Sem-VI (A))</b>
<b>Assessment for Teacher</b>

Question	Has the teacher covered entire syllabus (%)	Has teacher covered relevant topics beyond syllabus (%)	Pace on which contents were covered (%)	Motivation and inspiration for students to learn (%)	Support for the development of students? skill - Practical Demonstration (%)	Support for the development of students? skill - Hands on training (%)	Clarity of expectations of students (%)	Feedback provided by faculty on student's progress (%)	Willingness to offer help and advice to students (%)	Effectiveness of Teacher in Terms of: Technical content/course content (%)	Effectiveness of Teacher in Terms of Communication skill (%)	Effectiveness of Teacher in Terms of: Use of teaching aids (%)	Average (%)
Faculty													
Employee Name : Mrs. IFFAT FATIMA Course Name : 18EC61-Digital Communication Feedback Given / Total Student : 21 / 38 Feedback (%) : 55.26%	80.95	77.14	79.05	77.14	80.95	80.00	79.05	80.00	80.00	79.05	79.05	79.05	79.29
Employee Name : Mrs. Vijayalakshmi V S Course Name : 18EC62-Embedded Systems Feedback Given / Total Student : 21 / 38 Feedback (%) : 55.26%	82.86	84.76	83.81	84.76	85.71	85.71	83.81	84.76	84.76	84.76	80.95	80.95	83.97
Employee Name : Dr. Preeta Sharan Course Name : 18EC63-Microwave & Antenna Feedback Given / Total Student : 21 / 38 Feedback (%) : 55.26%	72.38	69.52	69.52	71.43	69.52	70.48	69.52	69.52	69.52	71.43	71.43	71.43	70.48
Employee Name : Prof. PRAJWALASIMHAS N Course Name : 18EC646-Python Application Programming Feedback Given / Total Student : 21 / 38 Feedback (%) : 55.26%	81.90	78.10	79.05	82.86	78.10	79.05	78.10	78.10	79.05	78.10	79.05	76.19	78.97
Employee Name : Prof. CHANNAPPA GOWDA D V Course Name : 18CS653-Programming in Java Feedback Given / Total Student : 15 / 22 Feedback (%) : 68.18%	74.67	77.33	73.33	77.33	80.00	78.67	74.67	77.33	77.33	76.00	78.67	77.33	76.89
Employee Name : Prof. INDU K S Course Name : 18CS654-Introduction to Operating System Feedback Given / Total Student : 5 / 16 Feedback (%) : 31.25%	80.00	84.00	80.00	80.00	80.00	84.00	80.00	84.00	84.00	80.00	84.00	84.00	82.00

<b>Assessment for Teacher</b>
-------------------------------

Question	Has the teacher covered entire syllabus (%)	Has teacher covered relevant topics beyond syllabus (%)	Pace on which contents were covered (%)	Motivation and inspiration for students to learn (%)	Support for the development of students? skill - Practical Demonstration (%)	Support for the development of students? skill - Hands on training (%)	Clarity of expectations of students (%)	Feedback provided by faculty on student's progress (%)	Willingness to offer help and advice to students (%)	Effectiveness of Teacher in Terms of: Technical content/course content (%)	Effectiveness of Teacher in Terms of: Communication skill (%)	Effectiveness of Teacher in Terms of: Use of teaching aids (%)	Average (%)
Faculty													
Employee Name : Mrs. Vijayalakshmi V S Course Name : 18ECL67- Embedded System Lab - A1 Feedback Given / Total Student : 12 / 19 Feedback (%) : 63.16%	83.33	86.67	88.33	85.00	86.67	86.67	85.00	85.00	88.33	88.33	85.00	86.67	86.25
Employee Name : Mrs. Vijayalakshmi V S Course Name : 18ECL67- Embedded System Lab - A2 Feedback Given / Total Student : 8 / 19 Feedback (%) : 42.11%	70.00	75.00	75.00	77.50	75.00	70.00	75.00	75.00	77.50	80.00	77.50	72.50	75.00
Employee Name : Mrs. IFFAT FATIMA Course Name : 18ECL68- Communication Lab - A1 Feedback Given / Total Student : 12 / 19 Feedback (%) : 63.16%	80.00	80.00	80.00	78.33	80.00	80.00	80.00	78.33	80.00	80.00	78.33	80.00	79.58
Employee Name : Mrs. IFFAT FATIMA Course Name : 18ECL68- Communication Lab - A2 Feedback Given / Total Student : 9 / 19 Feedback (%) : 47.37%	73.33	68.89	73.33	68.89	73.33	73.33	71.11	73.33	73.33	77.78	71.11	64.44	71.85



Childrens Education Society

Feedback Report



Classwise feedback report for 2nd&4thsem\_Faculty Feedback\_Sep2023 By TOCENGG - B.E. Electronics & Communication Engineering (Sem-IV (Section B))

**Assessment for Teacher**

Question	Has the teacher covered entire syllabus (%)	Has teacher covered relevant topics beyond syllabus (%)	Pace on which contents were covered (%)	Motivation and inspiration for students to learn (%)	Support for the development of students? skill - Practical Demonstration (%)	Support for the development of students? skill - Hands on training (%)	Clarity of expectations of students (%)	Feedback provided by faculty on student's progress (%)	Willingness to offer help and advice to students (%)	Effectiveness of Teacher in Terms of: Technical content/course content (%)	Effectiveness of Teacher in Terms of: Communication skill (%)	Effectiveness of Teacher in Terms of: Use of teaching aids (%)	Average (%)
Faculty													
Employee Name : Mrs. Selastina Mary A Course Name : 21EC41- Maths for Communication Engineers Feedback Given / Total Student : 14 / 66 Feedback (%) : 21.21%	94.29	97.14	92.86	91.43	94.29	95.71	97.14	95.71	97.14	94.29	95.71	97.14	95.24
Employee Name : Prof. Laya Tojo Course Name : 21EC42- Digital Signal Processing Feedback Given / Total Student : 14 / 66 Feedback (%) : 21.21%	92.86	88.57	92.86	92.86	90.00	91.43	91.43	92.86	91.43	94.29	94.29	91.43	92.03
Employee Name : Dr. B Srilatha Course Name : 21EC43- Circuits & Controls Feedback Given / Total Student : 15 / 66 Feedback (%) : 22.73%	84.00	85.33	81.33	84.00	78.67	82.67	82.67	84.00	81.33	80.00	81.33	80.00	82.11
Employee Name : Ms. Sowmya Padukone G Course Name : 21EC44- Communication Theory Feedback Given / Total Student : 15 / 66 Feedback (%) : 22.73%	82.67	84.00	84.00	85.33	85.33	84.00	85.33	88.00	88.00	88.00	86.67	85.33	85.55
Employee Name : Ms. RAMYA K Course Name : 21BE45 - Biology For Engineers Feedback Given / Total Student : 15 / 66 Feedback (%) : 22.73%	97.33	88.00	90.67	84.00	84.00	85.33	85.33	86.67	88.00	88.00	88.00	88.00	87.78
Employee Name : Mrs. Vijayalakshmi V S Course Name : 21CIP47- Constitution of India & Professional Ethics Feedback Given / Total Student : 15 / 66 Feedback (%) : 22.73%	94.67	93.33	94.67	90.67	90.67	90.67	90.67	93.33	92.00	88.00	89.33	92.00	91.67

**Assessment for Teacher**



Question	Has the teacher covered entire syllabus (%)	Has teacher covered relevant topics beyond syllabus (%)	Pace on which contents were covered (%)	Motivation and inspiration for students to learn (%)	Support for the development of students? skill - Practical Demonstration (%)	Support for the development of students? skill - Hands on training (%)	Clarity of expectations of students (%)	Feedback provided by faculty on student's progress (%)	Willingness to offer help and advice to students (%)	Effectiveness of Teacher in Terms of: Technical content/course content (%)	Effectiveness of Teacher in Terms of: Communication skill (%)	Effectiveness of Teacher in Terms of: Use of teaching aids (%)	Average (%)
Faculty													
Employee Name : Ms. Sowmya Padukone G Course Name : 21ECL46-Communication Laboratory I - B1 Feedback Given / Total Student : 6 / 29 Feedback (%) : 20.69%	76.67	70.00	73.33	70.00	80.00	80.00	76.67	80.00	76.67	76.67	80.00	76.67	76.39
Employee Name : Ms. Sowmya Padukone G Course Name : 21ECL46-Communication Laboratory I - B2 Feedback Given / Total Student : 8 / 37 Feedback (%) : 21.62%	90.00	85.00	85.00	85.00	75.00	82.50	82.50	80.00	85.00	82.50	85.00	82.50	83.33
Employee Name : Prof. Laya Tojo Course Name : 21UH36-Universal Human Values Feedback Given / Total Student : 14 / 66 Feedback (%) : 21.21%	92.86	90.00	91.43	90.00	90.00	90.00	90.00	91.43	90.00	88.57	90.00	90.00	90.36
Employee Name : Prof. Laya Tojo Course Name : 21EC42L-Digital Signal Processing Lab - B1 Feedback Given / Total Student : 6 / 29 Feedback (%) : 20.69%	83.33	86.67	86.67	80.00	83.33	83.33	90.00	86.67	86.67	90.00	86.67	86.67	85.83
Employee Name : Prof. Laya Tojo Course Name : 21EC42L-Digital Signal Processing Lab - B2 Feedback Given / Total Student : 8 / 37 Feedback (%) : 21.62%	92.50	92.50	90.00	92.50	90.00	92.50	92.50	92.50	92.50	92.50	92.50	90.00	91.88
Employee Name : Dr. B Srilatha Course Name : 21EC43L-Circuits & Controls Lab - B1 Feedback Given / Total Student : 6 / 29 Feedback (%) : 20.69%	73.33	76.67	76.67	76.67	73.33	73.33	80.00	80.00	76.67	80.00	76.67	76.67	76.67

Question	Has the teacher covered entire syllabus (%)	Has teacher covered relevant topics beyond syllabus (%)	Pace on which contents were covered (%)	Motivation and inspiration for students to learn (%)	Support for the development of students? skill - Practical Demonstration (%)	Support for the development of students? skill - Hands on training (%)	Clarity of expectations of students (%)	Feedback provided by faculty on student's progress (%)	Willingness to offer help and advice to students (%)	Effectiveness of Teacher in Terms of: Technical content/course content (%)	Effectiveness of Teacher in Terms of Communication skill (%)	Effectiveness of Teacher in Terms of: Use of teaching aids (%)	Average (%)
Faculty													
Employee Name : Dr. B Srilatha Course Name : 21EC43L- Circuits & Controls Lab - B2 Feedback Given / Total Student : 8 / 37 Feedback (%) : 21.62%	85.00	82.50	90.00	82.50	85.00	80.00	82.50	82.50	82.50	85.00	77.50	82.50	83.13
Employee Name : Mrs. TINA ELIZABETH THOMAS Course Name : 21EC481- Embedded C Basics Lab - B1 Feedback Given / Total Student : 6 / 29 Feedback (%) : 20.69%	100.00	100.00	100.00	100.00	100.00	100.00	100.00	100.00	100.00	100.00	100.00	100.00	100.00
Employee Name : Dr. B Srilatha Course Name : 21EC481- Embedded C Basics Lab - B2 Feedback Given / Total Student : 8 / 37 Feedback (%) : 21.62%	82.50	77.50	82.50	80.00	80.00	80.00	87.50	80.00	77.50	80.00	80.00	77.50	80.42



Childrens Education Society  
Feedback Report



<b>Classwise feedback report for 2nd&amp;4thsem_Faculty Feedback_Sep2023 By TOCENGG - B.E. Information Science &amp; Engineering (Sem-IV (SEC-B))</b>
<b>Assessment for Teacher</b>

Question	Has the teacher covered entire syllabus (%)	Has teacher covered relevant topics beyond syllabus (%)	Pace on which contents were covered (%)	Motivation and inspiration for students to learn (%)	Support for the development of students? skill - Practical Demonstration (%)	Support for the development of students? skill - Hands on training (%)	Clarity of expectations of students (%)	Feedback provided by faculty on student's progress (%)	Willingness to offer help and advice to students (%)	Effectiveness of Teacher in Terms of: Technical content/course content (%)	Effectiveness of Teacher in Terms of: Communication skill (%)	Effectiveness of Teacher in Terms of: Use of teaching aids (%)	Average (%)
Faculty													
Employee Name : Mrs. DR. HEMALATHA N C Course Name : 21CS41- Mathematical Foundations for Computing Feedback Given / Total Student : 48 / 68 Feedback (%) : 70.59%	85.42	81.25	85.83	79.58	81.25	80.83	83.33	81.25	81.67	81.25	80.42	82.92	82.08
Employee Name : Prof. Visalini S Course Name : 21CS42- Design and Analysis of Algorithms Feedback Given / Total Student : 48 / 68 Feedback (%) : 70.59%	82.92	77.50	82.08	75.83	77.50	77.92	79.17	79.17	81.25	80.00	78.33	82.08	79.48
Employee Name : Prof. PRAJWALASIMHA S N Course Name : 21CS43- Microcontroller and Embedded System Feedback Given / Total Student : 47 / 68 Feedback (%) : 69.12%	97.02	97.02	97.87	97.02	97.87	97.45	96.17	97.45	97.87	97.45	97.87	97.45	97.38
Employee Name : Ms. DIANA A Course Name : 21CS44- Operating System Feedback Given / Total Student : 48 / 68 Feedback (%) : 70.59%	81.25	79.58	79.58	84.17	81.25	83.33	82.08	79.17	81.25	83.75	81.67	80.83	81.49
Employee Name : Dr. INDULEKHA JOHN Course Name : 21BE45- Biology For Engineers Feedback Given / Total Student : 48 / 68 Feedback (%) : 70.59%	92.08	89.58	90.00	89.17	88.75	87.08	90.00	89.17	89.58	90.00	91.25	90.42	89.76
Employee Name : Prof. VIDHYA SIDDHAN Course Name : 21CS482 - Unix Shell Programming Feedback Given / Total Student : 46 / 68 Feedback (%) : 67.65%	90.43	86.96	87.39	86.52	87.39	86.96	87.39	87.83	87.83	86.09	88.26	88.26	87.61
Employee Name : Mr. MANOJ KUMAR R Course Name : 21KSK47- Samskrutika Kannada Feedback Given / Total Student : 9 / 18 Feedback (%) : 50.00%	100.00	97.78	97.78	100.00	100.00	97.78	97.78	97.78	97.78	100.00	97.78	100.00	98.70
Employee Name : Mr. MANOJ KUMAR	93.85	91.79	91.28	90.26	89.23	88.72	89.74	88.21	90.77	91.79	88.72	92.31	90.56

Question	Has the teacher covered entire syllabus (%)	Has teacher covered relevant topics beyond syllabus (%)	Pace on which contents were covered (%)	Motivation and inspiration for students to learn (%)	Support for the development of students? skill - Practical Demonstration (%)	Support for the development of students? skill - Hands on training (%)	Clarity of expectations of students (%)	Feedback provided by faculty on student's progress (%)	Willingness to offer help and advice to students (%)	Effectiveness of Teacher in Terms of: Technical content/course content (%)	Effectiveness of Teacher in Terms of Communication skill (%)	Effectiveness of Teacher in Terms of: Use of teaching aids (%)	Average (%)
Faculty													
R Course Name : 21KBK47- Balake Kannada Feedback Given / Total Student : 39 / 50 Feedback (%) : 78.00%													

**Assessment for Teacher**

Question	Has the teacher covered entire syllabus (%)	Has teacher covered relevant topics beyond syllabus (%)	Pace on which contents were covered (%)	Motivation and inspiration for students to learn (%)	Support for the development of students? skill - Practical Demonstration (%)	Support for the development of students? skill - Hands on training (%)	Clarity of expectations of students (%)	Feedback provided by faculty on student's progress (%)	Willingness to offer help and advice to students (%)	Effectiveness of Teacher in Terms of: Technical content/course content (%)	Effectiveness of Teacher in Terms of: Communication skill (%)	Effectiveness of Teacher in Terms of: Use of teaching aids (%)	Average (%)
Faculty													
Employee Name : Prof. KARTHIK S L Course Name : 21CSL46 - Python Programming Laboratory Feedback Given / Total Student : 47 / 68 Feedback (%) : 69.12%	91.91	92.34	91.49	92.34	91.91	93.62	91.91	94.04	93.19	93.19	93.19	93.19	92.69
Employee Name : Dr. Vanajaroselin Chirchi Course Name : 21UH49- Universal Human Values Feedback Given / Total Student : 47 / 68 Feedback (%) : 69.12%	85.96	85.11	87.66	85.53	85.11	84.68	84.68	84.68	86.38	87.23	84.68	86.81	85.71
Employee Name : Prof. Visalini S Course Name : 21CSL42- Design and Analysis of Algorithms LAB - BATCH-1 Feedback Given / Total Student : 26 / 34 Feedback (%) : 76.47%	80.77	80.00	78.46	75.38	76.92	77.69	73.85	76.15	76.92	76.92	77.69	80.00	77.56
Employee Name : Prof. Visalini S Course Name : 21CSL42- Design and Analysis of Algorithms LAB - BATCH-2 Feedback Given / Total Student : 20 / 34 Feedback (%) : 58.82%	91.00	86.00	88.00	82.00	85.00	85.00	86.00	82.00	87.00	86.00	87.00	88.00	86.08
Employee Name : Prof. PRAJWALASIMHA S N Course Name : 21CSL43- Microcontroller and Embedded System LAB - BATCH-1 Feedback Given / Total Student : 26 / 34 Feedback (%) : 76.47%	95.38	96.15	96.15	96.15	96.92	97.69	96.92	98.46	98.46	97.69	97.69	97.69	97.11
Employee Name : Prof. PRAJWALASIMHA S N Course Name : 21CSL43- Microcontroller and Embedded System LAB - BATCH-2 Feedback Given / Total Student : 20 / 34 Feedback (%) : 58.82%	98.00	97.00	98.00	97.00	96.00	97.00	95.00	94.00	95.00	96.00	93.00	96.00	96.00



Classwise feedback report for 8th Semester (2022-2023) Feedback By TOCENGG - B.E. Computer Science & Engineering (Sem-VIII (Div-2))

Assessment for Teacher

Question	Has teacher covered relevant topics beyond syllabus (%)	Pace on which contents were covered (%)	Motivation and inspiration for students to learn (%)	Support for the development of students? skill - Practical Demonstration (%)	Support for the development of students? skill - Hands on training (%)	Clarity of expectations of students (%)	Feedback provided by faculty on student's progress (%)	Willingness to offer help and advice to students (%)	Effectiveness of Teacher in Terms of: Technical content/course content (%)	Effectiveness of Teacher in Terms of Communication skill (%)	Effectiveness of Teacher in Terms of: Use of teaching aids (%)	Average (%)
Faculty												
Employee Name : Mrs. Manasa S M Course Name : 18CS81-Internet of Things Feedback Given / Total Student : 58 / 62 Feedback (%) : 93.55%	68.97	68.62	64.83	66.55	67.59	68.62	65.86	67.59	66.55	69.31	67.93	67.49
Employee Name : Mrs. Shruthi K Reddy Course Name : 18CS822-Storage Area Networks Feedback Given / Total Student : 58 / 62 Feedback (%) : 93.55%	72.41	72.41	73.45	71.72	71.72	71.03	70.34	71.03	72.41	71.38	71.72	71.78





Classwise feedback report for 8th Semester (2022-2023) Feedback By TOCENGG - B.E. Computer Science & Engineering (Sem-VIII (Div-1))

Assessment for Teacher

Question	Has teacher covered relevant topics beyond syllabus (%)	Pace on which contents were covered (%)	Motivation and inspiration for students to learn (%)	Support for the development of students? skill - Practical Demonstration (%)	Support for the development of students? skill - Hands on training (%)	Clarity of expectations of students (%)	Feedback provided by faculty on student's progress (%)	Willingness to offer help and advice to students (%)	Effectiveness of Teacher in Terms of: Technical content/course content (%)	Effectiveness of Teacher in Terms of Communication skill (%)	Effectiveness of Teacher in Terms of: Use of teaching aids (%)	Average (%)
Faculty												
Employee Name : Mrs. Manasa S M Course Name : 18CS81-Internet of Things Feedback Given / Total Student : 52 / 60 Feedback (%) : 86.67%	65.38	65.77	61.92	64.23	62.31	63.46	64.62	61.15	65.00	65.38	65.00	64.02
Employee Name : Mrs. Shruthi K Reddy Course Name : 18CS822-Storage Area Networks Feedback Given / Total Student : 52 / 60 Feedback (%) : 86.67%	72.31	74.23	71.54	71.92	71.15	71.15	68.46	71.15	73.85	73.46	70.77	71.82



Childrens Education Society

Feedback Report



<b>Classwise feedback report for Faculty Feedback 2022-2023 -6th Sem By TOCENGG - B.E. Computer Science &amp; Engineering (Sem-VI (Div-3))</b>
<b>Assessment for Teacher</b>

Question	Has the teacher covered entire syllabus (%)	Has teacher covered relevant topics beyond syllabus (%)	Pace on which contents were covered (%)	Motivation and inspiration for students to learn (%)	Support for the development of students? skill - Practical Demonstration (%)	Support for the development of students? skill - Hands on training (%)	Clarity of expectations of students (%)	Feedback provided by faculty on student's progress (%)	Willingness to offer help and advice to students (%)	Effectiveness of Teacher in Terms of: Technical content/course content (%)	Effectiveness of Teacher in Terms of Communication skill (%)	Effectiveness of Teacher in Terms of: Use of teaching aids (%)	Average (%)
Faculty													
Employee Name : Mrs. Lenish Pramlee Jerone Course Name : 18CS61- System Software and Compilers Feedback Given / Total Student : 53 / 53 Feedback (%) : 100.00%	88.68	87.17	83.40	83.77	84.53	85.28	87.55	86.42	86.42	85.66	85.66	86.04	85.88
Employee Name : Prof. Dr. Reddi China Appala Naidu Course Name : 18CS62- Computer Graphics and Visualization Feedback Given / Total Student : 53 / 53 Feedback (%) : 100.00%	83.40	86.04	86.04	88.68	87.92	87.17	87.92	85.28	87.17	86.42	85.66	86.04	86.48
Employee Name : Mrs. Ramya Sri Course Name : 18CS63- Web Technology and its applications Feedback Given / Total Student : 53 / 53 Feedback (%) : 100.00%	87.17	86.79	89.06	86.79	87.55	87.55	87.55	88.68	88.30	89.06	87.92	89.43	87.99
Employee Name : Mrs. Manjula Lakshmanan Course Name : 18CS643- Cloud Computing and its Applications Feedback Given / Total Student : 53 / 53 Feedback (%) : 100.00%	90.94	86.42	84.91	81.13	86.79	82.26	84.15	86.04	89.81	86.79	88.68	87.92	86.32
Employee Name : Mr. Raghavendra N Course Name : 18ME651 - Non-Conventional Energy Sources Feedback Given / Total Student : 53 / 53 Feedback (%) : 100.00%	83.77	83.77	84.15	81.13	81.51	80.00	84.15	83.02	85.28	84.15	83.40	84.53	83.24

**Assessment for Teacher**

Question	Has the teacher covered entire syllabus (%)	Has teacher covered relevant topics beyond syllabus (%)	Pace on which contents were covered (%)	Motivation and inspiration for students to learn (%)	Support for the development of students? skill - Practical Demonstration (%)	Support for the development of students? skill - Hands on training (%)	Clarity of expectations of students (%)	Feedback provided by faculty on student's progress (%)	Willingness to offer help and advice to students (%)	Effectiveness of Teacher in Terms of: Technical content/course content (%)	Effectiveness of Teacher in Terms of Communication skill (%)	Effectiveness of Teacher in Terms of: Use of teaching aids (%)	Average (%)
Faculty													
Employee Name : Mrs. Lenish Pramiee Jerone Course Name : 18CSL66-System Software Laboratory - C1 Feedback Given / Total Student : 26 / 26 Feedback (%) : 100.00%	86.92	78.46	79.23	76.15	77.69	79.23	76.92	81.54	82.31	78.46	78.46	84.62	80.00
Employee Name : Mrs. Lenish Pramiee Jerone Course Name : 18CSL66-System Software Laboratory - C2 Feedback Given / Total Student : 27 / 27 Feedback (%) : 100.00%	92.59	88.15	93.33	95.56	95.56	92.59	93.33	94.07	95.56	93.33	94.07	94.07	93.52
Employee Name : Mrs. Manjula Lakshmanan Course Name : 18CSL67-Computer Graphics Laboratory with mini project - C1 Feedback Given / Total Student : 26 / 26 Feedback (%) : 100.00%	79.23	78.46	83.08	80.00	76.15	81.54	80.00	76.15	79.23	78.46	76.92	80.00	79.10
Employee Name : Mrs. Manjula Lakshmanan Course Name : 18CSL67-Computer Graphics Laboratory with mini project - C2 Feedback Given / Total Student : 27 / 27 Feedback (%) : 100.00%	93.33	91.11	93.33	94.81	94.07	94.81	95.56	95.56	93.33	94.81	91.85	94.81	93.95
Employee Name : Prof. ASHA KUMARI A Course Name : 18CSMP68-Mobile Application Development	86.15	78.46	80.00	81.54	83.08	82.31	83.08	82.31	83.85	83.08	83.08	84.62	82.63

Question	Has the teacher covered entire syllabus (%)	Has teacher covered relevant topics beyond syllabus (%)	Pace on which contents were covered (%)	Motivation and inspiration for students to learn (%)	Support for the development of students? skill - Practical Demonstration (%)	Support for the development of students? skill - Hands on training (%)	Clarity of expectations of students (%)	Feedback provided by faculty on student's progress (%)	Willingness to offer help and advice to students (%)	Effectiveness of Teacher in Terms of: Technical content/course content (%)	Effectiveness of Teacher in Terms of: Communication skill (%)	Effectiveness of Teacher in Terms of: Use of teaching aids (%)	Average (%)
Faculty													
- C1 Feedback Given / Total Student : 26 / 26 Feedback (%) : 100.00%													
Employee Name : Prof. ASHA KUMARI A Course Name : 18CSMP68- Mobile Application Development - C2 Feedback Given / Total Student : 27 / 27 Feedback (%) : 100.00%	93.33	93.33	95.56	96.30	94.81	95.56	96.30	94.07	94.81	97.78	95.56	97.04	95.37



Childrens Education Society

Feedback Report



<b>Classwise feedback report for Faculty Feedback 2022-2023 -6th Sem By TOCENGG - B.E. Computer Science &amp; Engineering (Sem-VI (Div-2))</b>
<b>Assessment for Teacher</b>

Question	Has the teacher covered entire syllabus (%)	Has teacher covered relevant topics beyond syllabus (%)	Pace on which contents were covered (%)	Motivation and inspiration for students to learn (%)	Support for the development of students? skill - Practical Demonstration (%)	Support for the development of students? skill - Hands on training (%)	Clarity of expectations of students (%)	Feedback provided by faculty on student's progress (%)	Willingness to offer help and advice to students (%)	Effectiveness of Teacher in Terms of: Technical content/course content (%)	Effectiveness of Teacher in Terms of Communication skill (%)	Effectiveness of Teacher in Terms of: Use of teaching aids (%)	Average (%)
Faculty													
Employee Name : Mrs. Lenish Pramlee Jerone Course Name : 18CS61- System Software and Compilers Feedback Given / Total Student : 46 / 53 Feedback (%) : 86.79%	88.26	83.91	85.22	81.30	83.48	82.17	83.04	82.17	83.04	82.61	84.35	83.48	83.59
Employee Name : Mrs. Sathya Mani Course Name : 18CS62- Computer Graphics and Visualization Feedback Given / Total Student : 46 / 53 Feedback (%) : 86.79%	88.26	84.78	86.52	86.52	85.22	84.78	86.52	87.39	86.52	85.22	87.83	87.39	86.41
Employee Name : Dr. RAGHU R Course Name : 18CS63- Web Technology and its applications Feedback Given / Total Student : 46 / 53 Feedback (%) : 86.79%	91.30	89.57	89.13	90.87	86.96	88.26	90.00	87.39	90.00	88.70	87.83	90.43	89.20
Employee Name : Prof. Dr. Saravana Kumara E Course Name : 18CS643- Cloud Computing and its Applications Feedback Given / Total Student : 46 / 53 Feedback (%) : 86.79%	92.61	88.70	86.09	86.96	85.65	86.09	83.04	85.22	87.83	87.39	87.83	88.70	87.18
Employee Name : Dr. VARUN K R Course Name : 18ME651 - Non-Conventional Energy Sources Feedback Given / Total Student : 46 / 53 Feedback (%) : 86.79%	87.83	83.91	85.65	82.17	84.35	83.91	84.78	86.09	85.22	87.39	84.35	84.35	85.00



<b>Assessment for Teacher</b>
-------------------------------

Question	Has the teacher covered entire syllabus (%)	Has teacher covered relevant topics beyond syllabus (%)	Pace on which contents were covered (%)	Motivation and inspiration for students to learn (%)	Support for the development of students? skill - Practical Demonstration (%)	Support for the development of students? skill - Hands on training (%)	Clarity of expectations of students (%)	Feedback provided by faculty on student's progress (%)	Willingness to offer help and advice to students (%)	Effectiveness of Teacher in Terms of: Technical content/course content (%)	Effectiveness of Teacher in Terms of Communication skill (%)	Effectiveness of Teacher in Terms of: Use of teaching aids (%)	Average (%)
Faculty													
Employee Name : Mrs. CHAITRASHREES Course Name : 18CSL66-System Software Laboratory - B1 Feedback Given / Total Student : 22 / 26 Feedback (%) : 84.62%	91.82	92.73	90.00	91.82	90.00	90.00	90.00	91.82	90.91	91.82	91.82	95.45	91.52
Employee Name : Mrs. CHAITRASHREES Course Name : 18CSL66-System Software Laboratory - B2 Feedback Given / Total Student : 24 / 27 Feedback (%) : 88.89%	94.17	87.50	88.33	87.50	90.00	90.83	90.83	89.17	90.00	90.00	91.67	86.67	89.72
Employee Name : Mrs. Manjula Lakshmanan Course Name : 18CSL67-Computer Graphics Laboratory with mini project - B1 Feedback Given / Total Student : 22 / 26 Feedback (%) : 84.62%	90.00	87.27	88.18	88.18	88.18	89.09	88.18	87.27	87.27	88.18	87.27	88.18	88.10
Employee Name : Mrs. Manjula Lakshmanan Course Name : 18CSL67-Computer Graphics Laboratory with mini project - B2 Feedback Given / Total Student : 24 / 27 Feedback (%) : 88.89%	95.00	93.33	90.00	90.00	90.00	89.17	88.33	87.50	90.83	90.00	90.83	89.17	90.35
Employee Name : Mrs. Ramya Sri Course Name : 18CSMP68-Mobile Application Development - B1 Feedback Given / Total Student : 22 / 26 Feedback (%) : 84.62%	89.09	84.55	88.18	89.09	85.45	86.36	83.64	87.27	84.55	87.27	85.45	86.36	86.44

Question	Has the teacher covered entire syllabus (%)	Has teacher covered relevant topics beyond syllabus (%)	Pace on which contents were covered (%)	Motivation and inspiration for students to learn (%)	Support for the development of students? skill - Practical Demonstration (%)	Support for the development of students? skill - Hands on training (%)	Clarity of expectations of students (%)	Feedback provided by faculty on student's progress (%)	Willingness to offer help and advice to students (%)	Effectiveness of Teacher in Terms of: Technical content/course content (%)	Effectiveness of Teacher in Terms of Communication skill (%)	Effectiveness of Teacher in Terms of: Use of teaching aids (%)	Average (%)
Faculty													
Employee Name : Mrs. Ramya Sri Course Name : 18CSMP68- Mobile Application Development - B2 Feedback Given / Total Student : 24 / 27 Feedback (%) : 88.89%	90.83	78.33	81.67	85.00	82.50	83.33	82.50	83.33	84.17	80.83	82.50	80.83	82.98



Childrens Education Society

Feedback Report



<b>Classwise feedback report for Faculty Feedback 2022-2023 -6th Sem By TOCENGG - B.E. Computer Science &amp; Engineering (Sem-VI (Div-1))</b>
<b>Assessment for Teacher</b>

Question	Has the teacher covered entire syllabus (%)	Has teacher covered relevant topics beyond syllabus (%)	Pace on which contents were covered (%)	Motivation and inspiration for students to learn (%)	Support for the development of students? skill - Practical Demonstration (%)	Support for the development of students? skill - Hands on training (%)	Clarity of expectations of students (%)	Feedback provided by faculty on student's progress (%)	Willingness to offer help and advice to students (%)	Effectiveness of Teacher in Terms of: Technical content/course content (%)	Effectiveness of Teacher in Terms of: Communication skill (%)	Effectiveness of Teacher in Terms of: Use of teaching aids (%)	Average (%)
Faculty													
Employee Name : Mrs. Manasa S M Course Name : 18CS61- System Software and Compilers Feedback Given / Total Student : 41 / 51 Feedback (%) : 80.39%	82.93	82.44	81.46	82.44	82.93	82.93	86.83	83.90	85.37	86.83	87.32	83.41	84.07
Employee Name : Mrs. Sathya Mani Course Name : 18CS62- Computer Graphics and Visualization Feedback Given / Total Student : 41 / 51 Feedback (%) : 80.39%	89.76	88.78	89.76	89.76	89.76	86.83	89.76	89.76	89.27	90.73	89.76	92.20	89.68
Employee Name : Dr. RAGHU R Course Name : 18CS63- Web Technology and its applications Feedback Given / Total Student : 41 / 51 Feedback (%) : 80.39%	95.61	94.15	93.66	94.15	93.66	93.66	94.15	93.17	96.59	97.07	93.66	94.15	94.47
Employee Name : Prof. Dr. Saravana Kumara E Course Name : 18CS643- Cloud Computing and its Applications Feedback Given / Total Student : 41 / 51 Feedback (%) : 80.39%	90.24	87.80	87.80	86.83	90.24	88.29	90.24	87.32	90.73	87.80	87.32	89.27	88.66
Employee Name : Dr. VARUN K R Course Name : 18ME651 - Non-Conventional Energy Sources Feedback Given / Total Student : 41 / 51 Feedback (%) : 80.39%	89.76	87.80	88.29	87.80	86.34	87.32	86.83	90.73	90.73	87.32	85.85	87.80	88.05

<b>Assessment for Teacher</b>
-------------------------------

Question	Has the teacher covered entire syllabus (%)	Has teacher covered relevant topics beyond syllabus (%)	Pace on which contents were covered (%)	Motivation and inspiration for students to learn (%)	Support for the development of students? skill - Practical Demonstration (%)	Support for the development of students? skill - Hands on training (%)	Clarity of expectations of students (%)	Feedback provided by faculty on student's progress (%)	Willingness to offer help and advice to students (%)	Effectiveness of Teacher in Terms of: Technical content/course content (%)	Effectiveness of Teacher in Terms of Communication skill (%)	Effectiveness of Teacher in Terms of: Use of teaching aids (%)	Average (%)
Faculty													
Employee Name : Mrs. Sajida Tabasum U Course Name : 18CSL66-System Software Laboratory - A1 Feedback Given / Total Student : 18 / 25 Feedback (%) : 72.00%	93.33	87.78	90.00	86.67	90.00	90.00	90.00	90.00	91.11	87.78	91.11	88.89	89.72
Employee Name : Mrs. Sajida Tabasum U Course Name : 18CSL66-System Software Laboratory - A2 Feedback Given / Total Student : 22 / 26 Feedback (%) : 84.62%	96.36	99.09	93.64	92.73	92.73	92.73	92.73	92.73	94.55	93.64	93.64	91.82	93.87
Employee Name : Mrs. Sathya Mani Course Name : 18CSL67-Computer Graphics Laboratory with mini project - A1 Feedback Given / Total Student : 18 / 25 Feedback (%) : 72.00%	87.78	85.56	88.89	90.00	86.67	87.78	88.89	86.67	88.89	88.89	88.89	87.78	88.06
Employee Name : Mrs. Sathya Mani Course Name : 18CSL67-Computer Graphics Laboratory with mini project - A2 Feedback Given / Total Student : 23 / 26 Feedback (%) : 88.46%	93.91	92.17	94.78	91.30	93.04	94.78	93.04	92.17	93.91	93.91	92.17	86.09	92.61
Employee Name : Mrs. Manasa S M Course Name : 18CSMP68-Mobile Application Development - A1 Feedback Given / Total Student :	85.56	83.33	82.22	86.67	85.56	84.44	84.44	83.33	85.56	83.33	85.56	86.67	84.72

Question	Has the teacher covered entire syllabus (%)	Has teacher covered relevant topics beyond syllabus (%)	Pace on which contents were covered (%)	Motivation and inspiration for students to learn (%)	Support for the development of students? skill - Practical Demonstration (%)	Support for the development of students? skill - Hands on training (%)	Clarity of expectations of students (%)	Feedback provided by faculty on student's progress (%)	Willingness to offer help and advice to students (%)	Effectiveness of Teacher in Terms of: Technical content/course content (%)	Effectiveness of Teacher in Terms of Communication skill (%)	Effectiveness of Teacher in Terms of: Use of teaching aids (%)	Average (%)
Faculty													
18 / 25 Feedback (%) : 72.00%													
Employee Name : Mrs. Manasa S M Course Name : 18CSMP68- Mobile Application Development - A2 Feedback Given / Total Student : 22 / 26 Feedback (%) : 84.62%	85.45	87.27	88.18	88.18	85.45	86.36	89.09	90.00	86.36	88.18	89.09	88.18	87.65





Childrens Education Society  
Feedback Report



<b>Classwise feedback report for 2nd&amp;4thsem_Faculty Feedback_Sep2023 By TOCENGG - B.E. Computer Science &amp; Engineering (Sem-IV (DIV-3))</b>
<b>Assessment for Teacher</b>

Question	Has the teacher covered entire syllabus (%)	Has teacher covered relevant topics beyond syllabus (%)	Pace on which contents were covered (%)	Motivation and inspiration for students to learn (%)	Support for the development of students? skill - Practical Demonstration (%)	Support for the development of students? skill - Hands on training (%)	Clarity of expectations of students (%)	Feedback provided by faculty on student's progress (%)	Willingness to offer help and advice to students (%)	Effectiveness of Teacher in Terms of: Technical content/course content (%)	Effectiveness of Teacher in Terms of Communication skill (%)	Effectiveness of Teacher in Terms of: Use of teaching aids (%)	Average (%)
Faculty													
Employee Name : Mr. Chandran M Course Name : 21CS41- MATHEMATICAL FOUNDATIONS OF COMPUTING Feedback Given / Total Student : 35 / 65 Feedback (%) : 53.85%	78.86	73.71	77.71	70.29	72.57	72.00	73.14	70.29	70.86	72.57	72.00	72.57	73.05
Employee Name : Prof. ASHA KUMARI A Course Name : 21CS42- DESIGN AND ANALYSIS OF ALGORITHMS Feedback Given / Total Student : 35 / 65 Feedback (%) : 53.85%	85.71	80.00	81.71	82.86	82.86	79.43	84.00	81.14	84.00	84.57	85.14	81.14	82.71
Employee Name : Mrs. Vijayalakshmi V S Course Name : 21CS43- MICRO CONTROLLER AND EMBEDDED SYSTEMS Feedback Given / Total Student : 35 / 65 Feedback (%) : 53.85%	85.71	73.71	81.14	77.71	77.71	79.43	78.86	76.00	78.29	80.00	80.00	81.14	79.14
Employee Name : Prof. JESY JANET KUMARI J Course Name : 21CS44- OPERATING SYSTEMS Feedback Given / Total Student : 35 / 65 Feedback (%) : 53.85%	88.57	85.14	85.71	85.14	84.57	84.57	86.86	87.43	89.71	88.57	88.57	86.29	86.76
Employee Name : Prof. SALMA KAUSAR M Course Name : 21BE45- BIOLOGY FOR ENGINEERS Feedback Given / Total Student : 35 / 65 Feedback (%) : 53.85%	81.71	73.14	77.14	73.14	73.71	73.14	76.00	75.43	76.57	73.71	78.29	74.29	75.52
Employee Name : Mrs. Sathya Mani Course Name : 21UH49- UNIVERSAL HUMAN VALUES Feedback Given / Total Student : 35 / 65 Feedback (%) : 53.85%	66.29	68.57	72.00	73.14	74.29	73.71	71.43	72.57	74.29	70.86	71.43	69.71	71.52
Employee Name : Mr. MANOJ KUMAR R Course Name : 21KSK47-	86.88	90.00	87.50	90.00	88.13	86.25	90.63	87.50	85.00	85.63	90.63	88.13	88.02

Question	Has the teacher covered entire syllabus (%)	Has teacher covered relevant topics beyond syllabus (%)	Pace on which contents were covered (%)	Motivation and inspiration for students to learn (%)	Support for the development of students? skill - Practical Demonstration (%)	Support for the development of students? skill - Hands on training (%)	Clarity of expectations of students (%)	Feedback provided by faculty on student's progress (%)	Willingness to offer help and advice to students (%)	Effectiveness of Teacher in Terms of: Technical content/course content (%)	Effectiveness of Teacher in Terms of Communication skill (%)	Effectiveness of Teacher in Terms of: Use of teaching aids (%)	Average (%)
Faculty													
SAMSKRUTIKA KANNADA Feedback Given / Total Student : 32 / 54 Feedback (%) : 59.26%													
Employee Name : Mr. MANOJ KUMAR R Course Name : 21KBK47- BALAKE KANNADA Feedback Given / Total Student : 3 / 11 Feedback (%) : 27.27%	66.67	73.33	66.67	66.67	66.67	66.67	66.67	66.67	73.33	73.33	66.67	66.67	68.34

**Assessment for Teacher**

Question	Has the teacher covered entire syllabus (%)	Has teacher covered relevant topics beyond syllabus (%)	Pace on which contents were covered (%)	Motivation and inspiration for students to learn (%)	Support for the development of students? skill - Practical Demonstration (%)	Support for the development of students? skill - Hands on training (%)	Clarity of expectations of students (%)	Feedback provided by faculty on student's progress (%)	Willingness to offer help and advice to students (%)	Effectiveness of Teacher in Terms of: Technical content/course content (%)	Effectiveness of Teacher in Terms of: Communication skill (%)	Effectiveness of Teacher in Terms of: Use of teaching aids (%)	Average (%)
Faculty													
Employee Name : Mrs. Ramya Sri Course Name : 21CSL46- PYTHON PROGRAMMING LABORATORY - C1 Feedback Given / Total Student : 19 / 30 Feedback (%) : 63.33%	80.00	72.63	73.68	71.58	73.68	71.58	73.68	72.63	77.89	72.63	77.89	75.79	74.47
Employee Name : Mrs. Ramya Sri Course Name : 21CSL46- PYTHON PROGRAMMING LABORATORY - C2 Feedback Given / Total Student : 16 / 35 Feedback (%) : 45.71%	81.25	78.75	76.25	77.50	76.25	78.75	73.75	77.50	75.00	77.50	78.75	77.50	77.40
Employee Name : Prof. JESY JANET KUMARI J Course Name : 21CSL481- WEB PROGRAMMING - C1 Feedback Given / Total Student : 19 / 30 Feedback (%) : 63.33%	86.32	87.37	84.21	86.32	85.26	86.32	81.05	82.11	81.05	81.05	84.21	81.05	83.86
Employee Name : Prof. JESY JANET KUMARI J Course Name : 21CSL481- WEB PROGRAMMING - C2 Feedback Given / Total Student : 16 / 35 Feedback (%) : 45.71%	93.75	90.00	93.75	87.50	90.00	92.50	88.75	93.75	91.25	90.00	91.25	92.50	91.25
Employee Name : Mrs. Shruthi K Reddy Course Name : 21CSL42- DESIGN AND ANALYSIS OF ALGORITHMS - C1 Feedback Given / Total Student : 19 / 30 Feedback (%) : 63.33%	73.68	70.53	71.58	70.53	71.58	71.58	68.42	69.47	70.53	69.47	67.37	70.53	70.44
Employee Name : Mrs. Shruthi K Reddy Course Name : 21CSL42- DESIGN AND ANALYSIS OF ALGORITHMS - C2 Feedback Given / Total Student : 16 / 35 Feedback (%) : 45.71%	68.75	66.25	71.25	67.50	65.00	67.50	68.75	68.75	68.75	70.00	72.50	73.75	69.06
Employee Name : Mrs. Vijayalakshmi V S Course Name : 21CSL43- MICROCONTROLLER AND EMBEDDED SYSTEMS - C1 Feedback Given / Total Student : 19 / 30 Feedback (%) : 63.33%	83.16	82.11	77.89	77.89	78.95	77.89	80.00	76.84	83.16	82.11	85.26	78.95	80.35
Employee Name : Mrs. Vijayalakshmi V	85.00	86.25	86.25	80.00	82.50	83.75	81.25	80.00	83.75	80.00	75.00	80.00	81.98

Question	Has the teacher covered entire syllabus (%)	Has teacher covered relevant topics beyond syllabus (%)	Pace on which contents were covered (%)	Motivation and inspiration for students to learn (%)	Support for the development of students? skill - Practical Demonstration (%)	Support for the development of students? skill - Hands on training (%)	Clarity of expectations of students (%)	Feedback provided by faculty on student's progress (%)	Willingness to offer help and advice to students (%)	Effectiveness of Teacher in Terms of: Technical content/course content (%)	Effectiveness of Teacher in Terms of Communication skill (%)	Effectiveness of Teacher in Terms of: Use of teaching aids (%)	Average (%)
Faculty													
S Course Name : 21CSL43- MICROCONTROLLER AND EMBEDDED SYSTEMS - C2 Feedback Given / Total Student : 16 / 35 Feedback (%) : 45.71%													



Childrens Education Society  
Feedback Report



<b>Classwise feedback report for 2nd&amp;4thsem_Faculty Feedback_Sep2023 By TOCENGG - B.E. Computer Science &amp; Engineering (Sem-IV (DIV-2))</b>
<b>Assessment for Teacher</b>

Question	Has the teacher covered entire syllabus (%)	Has teacher covered relevant topics beyond syllabus (%)	Pace on which contents were covered (%)	Motivation and inspiration for students to learn (%)	Support for the development of students? skill - Practical Demonstration (%)	Support for the development of students? skill - Hands on training (%)	Clarity of expectations of students (%)	Feedback provided by faculty on student's progress (%)	Willingness to offer help and advice to students (%)	Effectiveness of Teacher in Terms of: Technical content/course content (%)	Effectiveness of Teacher in Terms of Communication skill (%)	Effectiveness of Teacher in Terms of: Use of teaching aids (%)	Average (%)
Faculty													
Employee Name : Ms. DIVYA B Course Name : 21CS41-MATHEMATICAL FOUNDATIONS OF COMPUTING Feedback Given / Total Student : 52 / 65 Feedback (%) : 80.00%	86.54	84.23	84.62	86.15	86.15	85.00	85.00	85.00	84.62	83.85	85.38	85.38	85.16
Employee Name : Mrs. Sajida Tabasum U Course Name : 21CS42-DESIGN AND ANALYSIS OF ALGORITHMS Feedback Given / Total Student : 52 / 65 Feedback (%) : 80.00%	82.31	71.92	76.15	75.38	75.38	71.54	75.38	73.85	78.46	75.77	78.85	76.15	75.93
Employee Name : Mrs. Suchandana Mishra Course Name : 21CS43-MICRO CONTROLLER AND EMBEDDED SYSTEMS Feedback Given / Total Student : 52 / 65 Feedback (%) : 80.00%	85.00	82.69	84.23	85.38	83.46	84.62	85.00	86.15	86.15	85.38	86.54	84.23	84.90
Employee Name : Mrs. Shruthi K Reddy Course Name : 21CS44-OPERATING SYSTEMS Feedback Given / Total Student : 52 / 65 Feedback (%) : 80.00%	85.77	86.54	88.08	91.92	89.62	90.00	90.00	89.62	91.54	89.62	91.92	90.77	89.62
Employee Name : Ms. AMULYA G Course Name : 21BE45-BIOLOGY FOR ENGINEERS Feedback Given / Total Student : 51 / 65 Feedback (%) : 78.46%	68.24	64.31	68.63	65.49	65.88	65.88	67.06	69.41	68.63	67.45	70.59	71.76	67.78
Employee Name : Prof. ASHA KUMARI A Course Name : 21UH49-UNIVERSAL HUMAN VALUES Feedback Given / Total	78.08	75.38	74.23	77.69	74.23	75.00	78.08	77.31	78.46	78.46	77.31	79.23	76.95



Question	Has the teacher covered entire syllabus (%)	Has teacher covered relevant topics beyond syllabus (%)	Pace on which contents were covered (%)	Motivation and inspiration for students to learn (%)	Support for the development of students? skill - Practical Demonstration (%)	Support for the development of students? skill - Hands on training (%)	Clarity of expectations of students (%)	Feedback provided by faculty on student's progress (%)	Willingness to offer help and advice to students (%)	Effectiveness of Teacher in Terms of: Technical content/course content (%)	Effectiveness of Teacher in Terms of Communication skill (%)	Effectiveness of Teacher in Terms of: Use of teaching aids (%)	Average (%)
Faculty													
Student : 52 / 65 Feedback (%) : 80.00%													
Employee Name : Mr. MANOJ KUMAR Course Name : 21KSK47-SAMSKRUTIKA KANNADA Feedback Given / Total Student : 33 / 41 Feedback (%) : 80.49%	84.85	89.70	87.27	91.52	85.45	86.67	90.91	87.88	87.88	85.45	87.27	89.09	87.83
Employee Name : Mr. MANOJ KUMAR Course Name : 21KSK47-BALAKE KANNADA Feedback Given / Total Student : 19 / 24 Feedback (%) : 79.17%	71.58	69.47	71.58	76.84	73.68	70.53	73.68	72.63	73.68	70.53	72.63	74.74	72.63

**Assessment for Teacher**

Question	Has the teacher covered entire syllabus (%)	Has teacher covered relevant topics beyond syllabus (%)	Pace on which contents were covered (%)	Motivation and inspiration for students to learn (%)	Support for the development of students? skill - Practical Demonstration (%)	Support for the development of students? skill - Hands on training (%)	Clarity of expectations of students (%)	Feedback provided by faculty on student's progress (%)	Willingness to offer help and advice to students (%)	Effectiveness of Teacher in Terms of: Technical content/course content (%)	Effectiveness of Teacher in Terms of: Communication skill (%)	Effectiveness of Teacher in Terms of: Use of teaching aids (%)	Average (%)
Faculty													
Employee Name : Mrs. F Angel Donny Course Name : 21CSL46- PYTHON PROGRAMMING LABORATORY - B1 Feedback Given / Total Student : 27 / 30 Feedback (%) : 90.00%	65.93	61.48	65.19	60.74	60.74	59.26	62.96	65.19	63.70	61.48	62.22	63.70	62.72
Employee Name : Mrs. F Angel Donny Course Name : 21CSL46- PYTHON PROGRAMMING LABORATORY - B2 Feedback Given / Total Student : 24 / 35 Feedback (%) : 68.57%	69.17	62.50	61.67	63.33	64.17	63.33	63.33	65.00	65.00	63.33	61.67	64.17	63.89
Employee Name : Mrs. Shruthi K Reddy Course Name : 21CSL481- WEB PROGRAMMING - B1 Feedback Given / Total Student : 27 / 30 Feedback (%) : 90.00%	87.41	88.15	86.67	88.15	87.41	86.67	88.89	88.89	89.63	88.89	91.11	89.63	88.46
Employee Name : Mrs. Shruthi K Reddy Course Name : 21CSL481- WEB PROGRAMMING - B2 Feedback Given / Total Student : 24 / 35 Feedback (%) : 68.57%	85.00	79.17	81.67	83.33	81.67	80.00	83.33	80.83	81.67	85.00	81.67	82.50	82.15
Employee Name : Mrs. Sajida Tabasum U Course Name : 21CSL42- DESIGN AND ANALYSIS OF ALGORITHMS - B1 Feedback Given / Total Student : 27 / 30 Feedback (%) : 90.00%	89.63	84.44	83.70	84.44	83.70	80.74	83.70	84.44	82.96	84.44	83.70	83.70	84.13
Employee Name : Mrs. Sajida Tabasum U Course Name : 21CSL42- DESIGN AND ANALYSIS OF ALGORITHMS - B2 Feedback Given / Total Student : 25 / 35 Feedback (%) : 71.43%	84.00	80.00	86.40	84.80	82.40	81.60	80.00	84.00	81.60	77.60	81.60	84.00	82.33
Employee Name : Mrs. Suchandana Mishra Course Name : 21CSL43- MICROCONTROLLER AND EMBEDDED SYSTEMS - B1 Feedback Given / Total Student : 27 / 30 Feedback (%) : 90.00%	80.74	81.48	85.19	84.44	83.70	82.22	82.96	80.74	82.22	82.22	82.96	82.22	82.59
Employee Name : Mrs. Suchandana	86.40	83.20	85.60	83.20	84.80	83.20	84.80	80.80	84.00	80.80	86.40	82.40	83.80

Question	Has the teacher covered entire syllabus (%)	Has teacher covered relevant topics beyond syllabus (%)	Pace on which contents were covered (%)	Motivation and inspiration for students to learn (%)	Support for the development of students? skill - Practical Demonstration (%)	Support for the development of students? skill - Hands on training (%)	Clarity of expectations of students (%)	Feedback provided by faculty on student's progress (%)	Willingness to offer help and advice to students (%)	Effectiveness of Teacher in Terms of: Technical content/course content (%)	Effectiveness of Teacher in Terms of Communication skill (%)	Effectiveness of Teacher in Terms of: Use of teaching aids (%)	Average (%)
Faculty													
Mishra Course Name : 21CSL43- MICROCONTROLLER AND EMBEDDED SYSTEMS - B2 Feedback Given / Total Student : 25 / 35 Feedback (%) : 71.43%													



Childrens Education Society  
Feedback Report



<b>Classwise feedback report for 2nd&amp;4thsem_Faculty Feedback_Sep2023 By TOCENGG - B.E. Computer Science &amp; Engineering (Sem-IV (Div-1))</b>
<b>Assessment for Teacher</b>

Question	Has the teacher covered entire syllabus (%)	Has teacher covered relevant topics beyond syllabus (%)	Pace on which contents were covered (%)	Motivation and inspiration for students to learn (%)	Support for the development of students? skill - Practical Demonstration (%)	Support for the development of students? skill - Hands on training (%)	Clarity of expectations of students (%)	Feedback provided by faculty on student's progress (%)	Willingness to offer help and advice to students (%)	Effectiveness of Teacher in Terms of: Technical content/course content (%)	Effectiveness of Teacher in Terms of Communication skill (%)	Effectiveness of Teacher in Terms of: Use of teaching aids (%)	Average (%)
Faculty													
Employee Name : Mr. Chandran M Course Name : 21CS41-MATHEMATICAL FOUNDATIONS OF COMPUTING Feedback Given / Total Student : 32 / 65 Feedback (%) : 49.23%	83.13	83.75	80.63	79.38	81.88	80.63	80.00	81.88	80.00	80.63	80.63	83.13	81.31
Employee Name : Prof. ASHA KUMARI A Course Name : 21CS42-DESIGN AND ANALYSIS OF ALGORITHMS Feedback Given / Total Student : 34 / 65 Feedback (%) : 52.31%	82.35	77.65	81.18	74.12	75.29	76.47	78.82	79.41	78.82	78.24	80.00	77.06	78.28
Employee Name : Mrs. Sheebakumari Chelliah Course Name : 21CS43-MICRO CONTROLLER AND EMBEDDED SYSTEMS Feedback Given / Total Student : 34 / 65 Feedback (%) : 52.31%	92.35	91.76	92.94	92.94	92.35	92.35	91.18	93.53	92.94	91.18	91.18	91.18	92.16
Employee Name : Mrs. CHAITRASHREES Course Name : 21CS44-OPERATING SYSTEMS Feedback Given / Total Student : 34 / 65 Feedback (%) : 52.31%	89.41	87.65	87.65	87.06	85.88	87.06	86.47	88.82	88.24	86.47	87.65	86.47	87.40
Employee Name : Ms. AMULYA G Course Name : 21BE45-BIOLOGY FOR ENGINEERS Feedback Given / Total Student : 31 / 65 Feedback (%) : 47.69%	87.74	85.16	83.23	83.87	84.52	82.58	81.94	81.94	82.58	81.94	83.23	83.23	83.50
Employee Name : Prof. JESY JANET KUMARI J Course Name : 21UH49-UNIVERSAL HUMAN VALUES Feedback Given / Total	94.71	92.35	93.53	94.71	94.12	94.12	93.53	93.53	94.12	93.53	93.53	93.53	93.78

Question	Has the teacher covered entire syllabus (%)	Has teacher covered relevant topics beyond syllabus (%)	Pace on which contents were covered (%)	Motivation and inspiration for students to learn (%)	Support for the development of students? skill - Practical Demonstration (%)	Support for the development of students? skill - Hands on training (%)	Clarity of expectations of students (%)	Feedback provided by faculty on student's progress (%)	Willingness to offer help and advice to students (%)	Effectiveness of Teacher in Terms of: Technical content/course content (%)	Effectiveness of Teacher in Terms of Communication skill (%)	Effectiveness of Teacher in Terms of: Use of teaching aids (%)	Average (%)
Faculty													
Student : 34 / 65 Feedback (%) : 52.31%													
Employee Name : Mr. MANOJ KUMAR Course Name : 21KSK47-SAMSKRUTIKA KANNADA Feedback Given / Total Student : 23 / 45 Feedback (%) : 51.11%	92.17	88.70	91.30	92.17	89.57	90.43	91.30	89.57	90.43	90.43	90.43	90.43	90.58
Employee Name : Mr. MANOJ KUMAR Course Name : 21KSK47-BALAKE KANNADA Feedback Given / Total Student : 11 / 20 Feedback (%) : 55.00%	87.27	87.27	87.27	89.09	87.27	87.27	87.27	89.09	92.73	87.27	87.27	87.27	88.03

**Assessment for Teacher**



Question	Has the teacher covered entire syllabus (%)	Has teacher covered relevant topics beyond syllabus (%)	Pace on which contents were covered (%)	Motivation and inspiration for students to learn (%)	Support for the development of students? skill - Practical Demonstration (%)	Support for the development of students? skill - Hands on training (%)	Clarity of expectations of students (%)	Feedback provided by faculty on student's progress (%)	Willingness to offer help and advice to students (%)	Effectiveness of Teacher in Terms of: Technical content/course content (%)	Effectiveness of Teacher in Terms of: Communication skill (%)	Effectiveness of Teacher in Terms of: Use of teaching aids (%)	Average (%)
Faculty													
Employee Name : Mrs. CHAITRASHREE S Course Name : 21CSL46- PYTHON PROGRAMMING LABORATORY - A1 Feedback Given / Total Student : 27 / 30 Feedback (%) : 90.00%	92.59	91.85	91.85	91.11	91.85	90.37	90.37	91.11	90.37	91.11	90.37	90.37	91.11
Employee Name : Mrs. CHAITRASHREE S Course Name : 21CSL46- PYTHON PROGRAMMING LABORATORY - A2 Feedback Given / Total Student : 7 / 35 Feedback (%) : 20.00%	94.29	82.86	88.57	85.71	82.86	82.86	82.86	85.71	85.71	82.86	85.71	82.86	85.24
Employee Name : Prof. JESY JANET KUMARI J Course Name : 21CSL481- WEB PROGRAMMING - A1 Feedback Given / Total Student : 27 / 30 Feedback (%) : 90.00%	92.59	91.85	91.85	91.85	92.59	91.85	91.11	92.59	91.11	91.11	91.11	91.11	91.73
Employee Name : Prof. JESY JANET KUMARI J Course Name : 21CSL481- WEB PROGRAMMING - A2 Feedback Given / Total Student : 7 / 35 Feedback (%) : 20.00%	94.29	88.57	85.71	91.43	94.29	94.29	91.43	88.57	88.57	85.71	91.43	85.71	90.00
Employee Name : Mrs. VINOTHA D Course Name : 21CSL42- DESIGN AND ANALYSIS OF ALGORITHMS - A1 Feedback Given / Total Student : 27 / 30 Feedback (%) : 90.00%	84.44	80.74	86.67	83.70	82.96	82.22	83.70	84.44	83.70	80.00	82.96	82.22	83.15
Employee Name : Mrs. VINOTHA D Course Name : 21CSL42- DESIGN AND ANALYSIS OF ALGORITHMS - A2 Feedback Given / Total Student : 7 / 35 Feedback (%) : 20.00%	88.57	82.86	91.43	91.43	85.71	85.71	85.71	85.71	88.57	85.71	88.57	88.57	87.38
Employee Name : Mrs. Sheebakumari Chelliah Course Name : 21CSL43- MICROCONTROLLER AND EMBEDDED SYSTEMS - A1 Feedback Given / Total Student : 27 / 30 Feedback (%) : 90.00%	93.33	92.59	94.07	93.33	91.85	91.85	92.59	92.59	92.59	91.85	91.85	93.33	92.65
Employee Name : Mrs. Sheebakumari	88.57	88.57	88.57	88.57	88.57	88.57	88.57	88.57	88.57	88.57	88.57	88.57	88.57

Question	Has the teacher covered entire syllabus (%)	Has teacher covered relevant topics beyond syllabus (%)	Pace on which contents were covered (%)	Motivation and inspiration for students to learn (%)	Support for the development of students? skill - Practical Demonstration (%)	Support for the development of students? skill - Hands on training (%)	Clarity of expectations of students (%)	Feedback provided by faculty on student's progress (%)	Willingness to offer help and advice to students (%)	Effectiveness of Teacher in Terms of: Technical content/course content (%)	Effectiveness of Teacher in Terms of Communication skill (%)	Effectiveness of Teacher in Terms of: Use of teaching aids (%)	Average (%)
Faculty													
Chelliah Course Name : 21CSL43- MICROCONTROLLER AND EMBEDDED SYSTEMS - A2 Feedback Given / Total Student : 7 / 35 Feedback (%) : 20.00%													



Classwise feedback report for 8th Semester (2022-2023) Feedback By TOCENGG - B.E. Civil Engineering (Sem-VIII (Div-1))												
Assessment for Teacher												
Question	Has teacher covered relevant topics beyond syllabus (%)	Pace on which contents were covered (%)	Motivation and inspiration for students to learn (%)	Support for the development of students? skill - Practical Demonstration (%)	Support for the development of students? skill - Hands on training (%)	Clarity of expectations of students (%)	Feedback provided by faculty on student's progress (%)	Willingness to offer help and advice to students (%)	Effectiveness of Teacher in Terms of: Technical content/course content (%)	Effectiveness of Teacher in Terms of Communication skill (%)	Effectiveness of Teacher in Terms of: Use of teaching aids (%)	Average (%)
Faculty												
Employee Name : Mrs. R Gayathri Bala Course Name : 18CV81- Design of Pre-stressed Concrete Feedback Given / Total Student : 50 / 51 Feedback (%) : 98.04%	85.20	82.40	83.20	83.20	83.60	83.20	84.40	87.60	82.80	84.00	84.40	84.00
Employee Name : Mr. Prakash N Course Name : 18CV824- Rehabilitation & Retrofitting Feedback Given / Total Student : 50 / 51 Feedback (%) : 98.04%	80.40	80.80	80.40	80.80	80.00	79.20	78.40	83.20	81.20	80.80	80.80	80.55



Childrens Education Society

Feedback Report



<b>Classwise feedback report for Faculty Feedback 2022-2023 -6th Sem By TOCENGG - B.E. Civil Engineering (Sem-VI (Div-1))</b>
<b>Assessment for Teacher</b>

Question	Has the teacher covered entire syllabus (%)	Has teacher covered relevant topics beyond syllabus (%)	Pace on which contents were covered (%)	Motivation and inspiration for students to learn (%)	Support for the development of students? skill - Practical Demonstration (%)	Support for the development of students? skill - Hands on training (%)	Clarity of expectations of students (%)	Feedback provided by faculty on student's progress (%)	Willingness to offer help and advice to students (%)	Effectiveness of Teacher in Terms of: Technical content/course content (%)	Effectiveness of Teacher in Terms of Communication skill (%)	Effectiveness of Teacher in Terms of: Use of teaching aids (%)	Average (%)
Faculty													
Employee Name : Prof. Nayana B S Course Name : 18CV61- Design of Steel Structural Elements Feedback Given / Total Student : 14 / 16 Feedback (%) : 87.50%	82.86	85.71	81.43	84.29	85.71	85.71	85.71	84.29	87.14	80.00	82.86	80.00	83.81
Employee Name : Mr. Prakash N Course Name : 18CV62- Applied Geotechnical Engineering Feedback Given / Total Student : 14 / 16 Feedback (%) : 87.50%	95.71	95.71	98.57	95.71	95.71	95.71	94.29	94.29	94.29	94.29	95.71	95.71	95.47
Employee Name : Prof. Amrutha M Course Name : 18CV63- Hydrology and Irrigation Engineering Feedback Given / Total Student : 14 / 16 Feedback (%) : 87.50%	82.86	85.71	82.86	84.29	85.71	82.86	88.57	90.00	81.43	81.43	82.86	85.71	84.52
Employee Name : Prof. Kavya Shivakumar Kallimani SK Course Name : 18CV642- Solid Waste Management Feedback Given / Total Student : 14 / 16 Feedback (%) : 87.50%	98.57	87.14	92.86	97.14	95.71	95.71	95.71	94.29	95.71	95.71	95.71	95.71	95.00
Employee Name : Mr. Anup M Upadhyaya Course Name : 18EE653- RENEWABLE ENERGY RESOURCES Feedback Given / Total Student : 14 / 16 Feedback (%) : 87.50%	88.57	87.14	88.57	90.00	88.57	88.57	88.57	87.14	88.57	88.57	88.57	88.57	88.45

Assessment for Teacher													
Question	Has the teacher covered entire syllabus (%)	Has teacher covered relevant topics beyond syllabus (%)	Pace on which contents were covered (%)	Motivation and inspiration for students to learn (%)	Support for the development of students? skill - Practical Demonstration (%)	Support for the development of students? skill - Hands on training (%)	Clarity of expectations of students (%)	Feedback provided by faculty on student's progress (%)	Willingness to offer help and advice to students (%)	Effectiveness of Teacher in Terms of: Technical content/course content (%)	Effectiveness of Teacher in Terms of Communication skill (%)	Effectiveness of Teacher in Terms of: Use of teaching aids (%)	Average (%)
Faculty													
Employee Name : Mrs. R Gayathri Bala Course Name : 18CVL66-Software Application Laboratory Feedback Given / Total Student : 14 / 16 Feedback (%) : 87.50%	87.14	87.14	90.00	91.43	90.00	91.43	90.00	88.57	87.14	88.57	91.43	90.00	89.40
Employee Name : Prof. Kavya Shivakumar Kallimani SK Course Name : 18CVL67-Environmental Engineering Laboratory Feedback Given / Total Student : 14 / 16 Feedback (%) : 87.50%	92.86	90.00	92.86	91.43	92.86	91.43	94.29	92.86	92.86	94.29	91.43	90.00	92.26
Employee Name : Dr. Malleshaiah T S Course Name : 18CVEP68-Extensive Survey project Feedback Given / Total Student : 14 / 16 Feedback (%) : 87.50%	97.14	95.71	98.57	95.71	98.57	97.14	98.57	98.57	100.00	98.57	97.14	98.57	97.85



Childrens Education Society

Feedback Report



<b>Classwise feedback report for 2nd&amp;4thsem_Faculty Feedback_Sep2023 By TOCENGG - B.E. Civil Engineering (Sem-IV (Div-1))</b>
<b>Assessment for Teacher</b>

Question	Has the teacher covered entire syllabus (%)	Has teacher covered relevant topics beyond syllabus (%)	Pace on which contents were covered (%)	Motivation and inspiration for students to learn (%)	Support for the development of students? skill - Practical Demonstration (%)	Support for the development of students? skill - Hands on training (%)	Clarity of expectations of students (%)	Feedback provided by faculty on student's progress (%)	Willingness to offer help and advice to students (%)	Effectiveness of Teacher in Terms of: Technical content/course content (%)	Effectiveness of Teacher in Terms of Communication skill (%)	Effectiveness of Teacher in Terms of: Use of teaching aids (%)	Average (%)
Faculty													
Employee Name : Mrs. LAVANYA B S Course Name : 21MAT41-Complex Analysis, Probability and Statistical Methods Feedback Given / Total Student : 3 / 22 Feedback (%) : 13.64%	100.00	100.00	100.00	100.00	93.33	93.33	93.33	100.00	93.33	100.00	100.00	100.00	97.78
Employee Name : Prof. HARSHITHA N Course Name : 21CV42-Fluid Mechanics and Hydraulics Feedback Given / Total Student : 3 / 22 Feedback (%) : 13.64%	100.00	100.00	93.33	100.00	80.00	93.33	100.00	93.33	93.33	93.33	93.33	100.00	95.00
Employee Name : Prof. Kavya Shivakumar Kallimani SK Course Name : 21CV43-Public Health Engineering Feedback Given / Total Student : 3 / 22 Feedback (%) : 13.64%	100.00	86.67	93.33	93.33	93.33	93.33	100.00	100.00	93.33	100.00	93.33	86.67	94.44
Employee Name : Prof. Nayana B S Course Name : 21CV44-Analysis of Structures Feedback Given / Total Student : 3 / 22 Feedback (%) : 13.64%	100.00	86.67	93.33	93.33	80.00	86.67	86.67	100.00	93.33	100.00	93.33	93.33	92.22
Employee Name : Ms. RAMYA K Course Name : 21BE45-Biology for Engineers Feedback Given / Total Student : 3 / 22 Feedback (%) : 13.64%	86.67	86.67	86.67	86.67	86.67	86.67	86.67	93.33	93.33	80.00	86.67	100.00	88.33



Question	Has the teacher covered entire syllabus (%)	Has teacher covered relevant topics beyond syllabus (%)	Pace on which contents were covered (%)	Motivation and inspiration for students to learn (%)	Support for the development of students? skill - Practical Demonstration (%)	Support for the development of students? skill - Hands on training (%)	Clarity of expectations of students (%)	Feedback provided by faculty on student's progress (%)	Willingness to offer help and advice to students (%)	Effectiveness of Teacher in Terms of: Technical content/course content (%)	Effectiveness of Teacher in Terms of Communication skill (%)	Effectiveness of Teacher in Terms of: Use of teaching aids (%)	Average (%)
Faculty													
(%) : 13.64%													
Employee Name : Mr. Prakash N Course Name : 21CVL46- Earth Resources and Engineering Lab Feedback Given / Total Student : 3 / 22 Feedback (%) : 13.64%	93.33	93.33	100.00	86.67	100.00	100.00	93.33	86.67	93.33	100.00	93.33	86.67	93.89
Employee Name : Mr. T S PRASHANTH Hathwar Course Name : 21CV485 - Green Buildings Feedback Given / Total Student : 3 / 22 Feedback (%) : 13.64%	60.00	53.33	73.33	66.67	66.67	53.33	60.00	60.00	53.33	53.33	60.00	60.00	60.00
Employee Name : Prof. HARSHITHA N Course Name : 21UH49- Universal Human Values Feedback Given / Total Student : 3 / 22 Feedback (%) : 13.64%	100.00	100.00	100.00	100.00	100.00	100.00	100.00	100.00	100.00	93.33	100.00	93.33	98.89
Employee Name : Mr. MANOJ KUMAR Course Name : 21KBK347- Balake Kannada Feedback Given / Total Student : 3 / 8 Feedback (%) : 37.50%	100.00	100.00	86.67	100.00	86.67	86.67	93.33	86.67	86.67	86.67	100.00	80.00	91.11



Classwise feedback report for 8th Semester (2022-2023) Feedback By TOCENGG - B.E. Biotechnology Engineering (Sem-VIII (Div-1))												
Assessment for Teacher												
Question	Has teacher covered relevant topics beyond syllabus (%)	Pace on which contents were covered (%)	Motivation and inspiration for students to learn (%)	Support for the development of students? skill - Practical Demonstration (%)	Support for the development of students? skill - Hands on training (%)	Clarity of expectations of students (%)	Feedback provided by faculty on student?s progress (%)	Willingness to offer help and advice to students (%)	Effectiveness of Teacher in Terms of: Technical content/course content (%)	Effectiveness of Teacher in Terms of Communication skill (%)	Effectiveness of Teacher in Terms of: Use of teaching aids (%)	Average (%)
Faculty												
Employee Name : Ms. RAMYA K Course Name : 18BT81-Regulatory Affairs in Biotech Industry Feedback Given / Total Student : 30 / 31 Feedback (%) : 96.77%	86.00	88.67	89.33	88.00	87.33	89.33	90.67	89.33	90.00	90.67	92.00	89.21
Employee Name : Prof. DIVAKARA R Course Name : 18BT822-Industrial Microbiology Feedback Given / Total Student : 30 / 31 Feedback (%) : 96.77%	88.67	88.00	90.00	89.33	89.33	87.33	93.33	91.33	92.67	93.33	90.67	90.36



Childrens Education Society  
Feedback Report



<b>Classwise feedback report for Faculty Feedback 2022-2023 -6th Sem By TOCENGG - B.E. Biotechnology Engineering (Sem-VI (Div-1))</b>
<b>Assessment for Teacher</b>

Question	Has the teacher covered entire syllabus (%)	Has teacher covered relevant topics beyond syllabus (%)	Pace on which contents were covered (%)	Motivation and inspiration for students to learn (%)	Support for the development of students? skill - Practical Demonstration (%)	Support for the development of students? skill - Hands on training (%)	Clarity of expectations of students (%)	Feedback provided by faculty on student's progress (%)	Willingness to offer help and advice to students (%)	Effectiveness of Teacher in Terms of: Technical content/course content (%)	Effectiveness of Teacher in Terms of: Communication skill (%)	Effectiveness of Teacher in Terms of: Use of teaching aids (%)	Average (%)
Faculty													
Employee Name : Dr. VALARMATHY K Course Name : 18BT61- Process Control & Automation Feedback Given / Total Student : 20 / 34 Feedback (%) : 58.82%	92.00	81.00	82.00	78.00	75.00	78.00	78.00	75.00	80.00	80.00	83.00	81.00	80.25
Employee Name : Dr. INDULEKHA JOHN Course Name : 18BT62- Bioprocess Equipment Design & CAED Feedback Given / Total Student : 21 / 34 Feedback (%) : 61.76%	61.90	57.14	62.86	60.00	65.71	62.86	62.86	64.76	66.67	66.67	66.67	63.81	63.49
Employee Name : Prof. SALMA KAUSAR M Course Name : 18BT63- Bioinformatics Feedback Given / Total Student : 22 / 34 Feedback (%) : 64.71%	91.82	80.00	80.00	80.91	85.45	86.36	83.64	80.00	85.45	85.45	89.09	87.27	84.62
Employee Name : Ms. Mira Chares Subashchandrabose Course Name : 18BT641- FOOD PROCESS ENGINEERING Feedback Given / Total Student : 20 / 34 Feedback (%) : 58.82%	82.00	72.00	77.00	74.00	73.00	73.00	70.00	75.00	75.00	73.00	73.00	75.00	74.33
Employee Name : Prof. KARTHIK S L Course Name : 18CS653- Programming in Java Feedback Given / Total Student : 20 / 34 Feedback (%) : 58.82%	92.00	89.00	87.00	85.00	84.00	88.00	89.00	86.00	89.00	90.00	91.00	89.00	88.25

**Assessment for Teacher**

Question	Has the teacher covered entire syllabus (%)	Has teacher covered relevant topics beyond syllabus (%)	Pace on which contents were covered (%)	Motivation and inspiration for students to learn (%)	Support for the development of students? skill - Practical Demonstration (%)	Support for the development of students? skill - Hands on training (%)	Clarity of expectations of students (%)	Feedback provided by faculty on student's progress (%)	Willingness to offer help and advice to students (%)	Effectiveness of Teacher in Terms of: Technical content/course content (%)	Effectiveness of Teacher in Terms of Communication skill (%)	Effectiveness of Teacher in Terms of: Use of teaching aids (%)	Average (%)
Faculty													
Employee Name : Dr. VALARMATHY K Course Name : 18BTL66- Process Control & Automation Laboratory - B1 Feedback Given / Total Student : 12 / 17 Feedback (%) : 70.59%	91.67	80.00	78.33	76.67	76.67	76.67	81.67	68.33	78.33	78.33	80.00	78.33	78.75
Employee Name : Dr. VALARMATHY K Course Name : 18BTL66- Process Control & Automation Laboratory - B2 Feedback Given / Total Student : 8 / 17 Feedback (%) : 47.06%	77.50	70.00	67.50	75.00	72.50	72.50	70.00	70.00	75.00	72.50	72.50	70.00	72.08
Employee Name : Prof. SALMA KAUSAR M Course Name : 18BTL67- Bioinformatics Laboratory - B1 Feedback Given / Total Student : 13 / 17 Feedback (%) : 76.47%	93.85	87.69	89.23	89.23	86.15	89.23	89.23	86.15	90.77	90.77	93.85	90.77	89.74
Employee Name : Prof. SALMA KAUSAR M Course Name : 18BTL67- Bioinformatics Laboratory - B2 Feedback Given / Total Student : 9 / 17 Feedback (%) : 52.94%	86.67	73.33	80.00	73.33	80.00	77.78	80.00	75.56	77.78	80.00	80.00	77.78	78.52
Employee Name : Dr. Dr. MANJUNATH B K Bukkambudhi Krishnaswamy Course Name : 18BTMP68- Mini-project Feedback Given / Total Student : 20 / 34 Feedback (%) : 58.82%	71.00	70.00	71.00	76.00	81.00	76.00	72.00	70.00	78.00	75.00	76.00	72.00	74.00



Childrens Education Society  
Feedback Report



<b>Classwise feedback report for 2nd&amp;4thsem Faculty Feedback Sep2023 By TOCENGG - B.E. Biotechnology Engineering (Sem-IV (Div-1))</b>
<b>Assessment for Teacher</b>

Question	Has the teacher covered entire syllabus (%)	Has teacher covered relevant topics beyond syllabus (%)	Pace on which contents were covered (%)	Motivation and inspiration for students to learn (%)	Support for the development of students? skill - Practical Demonstration (%)	Support for the development of students? skill - Hands on training (%)	Clarity of expectations of students (%)	Feedback provided by faculty on student's progress (%)	Willingness to offer help and advice to students (%)	Effectiveness of Teacher in Terms of: Technical content/course content (%)	Effectiveness of Teacher in Terms of Communication skill (%)	Effectiveness of Teacher in Terms of: Use of teaching aids (%)	Average (%)
Faculty													
Employee Name : Mrs. LAVANYA B S Course Name : 21MAT41- COMPLEX ANALYSIS PROBABILTY AND STATISTICAL METHODS Feedback Given / Total Student : 15 / 51 Feedback (%) : 29.41%	90.67	86.67	85.33	81.33	82.67	84.00	84.00	82.67	85.33	88.00	88.00	88.00	85.56
Employee Name : Mrs. NIDHI saraswat Course Name : 21BT42- PYTHON PROGRAMMING Feedback Given / Total Student : 15 / 51 Feedback (%) : 29.41%	72.00	72.00	68.00	72.00	74.67	69.33	72.00	76.00	74.67	73.33	64.00	76.00	72.00
Employee Name : Ms. Mira Chares Subashchandrabo Course Name : 21BT43- CELL BIOLOGY AND CELL CULTURE TECHNIQUES Feedback Given / Total Student : 15 / 51 Feedback (%) : 29.41%	78.67	76.00	78.67	77.33	80.00	80.00	84.00	85.33	82.67	82.67	81.33	84.00	80.89
Employee Name : Ms. AMULYA G Course Name : 21BT44- MOLECULAR BIOLOGY AND GENETIC ENGINEERING Feedback Given / Total Student : 15 / 51 Feedback (%) : 29.41%	82.67	86.67	86.67	85.33	88.00	86.67	86.67	88.00	88.00	89.33	86.67	86.67	86.78
Employee Name : Prof. SALMA KAUSAR M Course Name : UHV21UH49- UNIVERSAL HUMAN VALUES Feedback Given / Total Student : 15 / 51 Feedback (%) : 29.41%	90.67	90.67	88.00	90.67	90.67	89.33	90.67	90.67	88.00	92.00	90.67	90.67	90.22
Employee Name : Ms. Mira Chares Subashchandrabo Course Name : 21CIP47- CONSTITUTION OF INDIA AND PROFESSIONAL ETHICS Feedback Given / Total Student : 15 / 51 Feedback (%) : 29.41%	78.67	76.00	76.00	73.33	77.33	81.33	78.67	77.33	80.00	78.67	80.00	82.67	78.33
Employee Name : Dr. Dr. MANJUNATH B K Bukkambudhi Krishnaswamy Course Name : 21BE45- BIOLOGY FOR ENGINEERS Feedback Given / Total Student : 16 / 51 Feedback (%) : 31.37%	87.50	90.00	78.75	80.00	81.25	80.00	81.25	85.00	90.00	86.25	85.00	87.50	84.38
Employee Name : Dr. INDULEKHA	88.00	84.00	82.67	80.00	81.33	80.00	84.00	81.33	86.67	85.33	88.00	80.00	83.44



Question	Has the teacher covered entire syllabus (%)	Has teacher covered relevant topics beyond syllabus (%)	Pace on which contents were covered (%)	Motivation and inspiration for students to learn (%)	Support for the development of students? skill - Practical Demonstration (%)	Support for the development of students? skill - Hands on training (%)	Clarity of expectations of students (%)	Feedback provided by faculty on student's progress (%)	Willingness to offer help and advice to students (%)	Effectiveness of Teacher in Terms of: Technical content/course content (%)	Effectiveness of Teacher in Terms of Communication skill (%)	Effectiveness of Teacher in Terms of: Use of teaching aids (%)	Average (%)
Faculty													
<b>JOHN</b> Course Name : 21BT482- QUALITY CONTROL AND QUALITY ASSURANCE Feedback Given / Total Student : 15 / 51 Feedback (%) : 29.41%													

**Assessment for Teacher**

Question	Has the teacher covered entire syllabus (%)	Has teacher covered relevant topics beyond syllabus (%)	Pace on which contents were covered (%)	Motivation and inspiration for students to learn (%)	Support for the development of students? skill - Practical Demonstration (%)	Support for the development of students? skill - Hands on training (%)	Clarity of expectations of students (%)	Feedback provided by faculty on student's progress (%)	Willingness to offer help and advice to students (%)	Effectiveness of Teacher in Terms of: Technical content/course content (%)	Effectiveness of Teacher in Terms of Communication skill (%)	Effectiveness of Teacher in Terms of: Use of teaching aids (%)	Average (%)
Faculty													
Employee Name : Ms. AMULYA G Course Name : 21BTL46- MOLECULAR BIOLOGY & GENETIC ENGG LAB - B1 Feedback Given / Total Student : 8 / 25 Feedback (%) : 32.00%	82.50	90.00	87.50	87.50	90.00	87.50	87.50	87.50	87.50	85.00	85.00	87.50	87.08
Employee Name : Ms. AMULYA G Course Name : 21BTL46- MOLECULAR BIOLOGY & GENETIC ENGG LAB - B2 Feedback Given / Total Student : 7 / 26 Feedback (%) : 26.92%	85.71	80.00	85.71	82.86	82.86	82.86	85.71	82.86	85.71	82.86	82.86	82.86	83.57
Employee Name : Ms. Mira Chares Subashchandrabo Course Name : 21BT43L- CELL BIOLOGY AND CELLCULTURE LAB - B1 Feedback Given / Total Student : 8 / 25 Feedback (%) : 32.00%	80.00	77.50	80.00	80.00	77.50	77.50	80.00	77.50	77.50	80.00	75.00	77.50	78.33
Employee Name : Ms. Mira Chares Subashchandrabo Course Name : 21BT43L- CELL BIOLOGY AND CELLCULTURE LAB - B2 Feedback Given / Total Student : 7 / 26 Feedback (%) : 26.92%	80.00	82.86	80.00	80.00	80.00	80.00	80.00	82.86	80.00	80.00	77.14	85.71	80.71
Employee Name : Mrs. NIDHI saraswat Course Name : 21BT42L- PYTHONPROGRAMMING LAB - B1 Feedback Given / Total Student : 8 / 25 Feedback (%) : 32.00%	75.00	72.50	80.00	80.00	72.50	77.50	77.50	82.50	85.00	77.50	72.50	77.50	77.50
Employee Name : Mrs. NIDHI saraswat Course Name : 21BT42L- PYTHONPROGRAMMING LAB - B2 Feedback Given / Total Student : 7 / 26 Feedback (%) : 26.92%	77.14	71.43	68.57	71.43	68.57	71.43	68.57	65.71	68.57	71.43	65.71	68.57	69.76



Classwise feedback report for 8th Semester (2022-2023) Feedback By TOCENGG - B.E. Automobile Engineering (Sem-VIII (Div-1))												
Assessment for Teacher												
Question	Has teacher covered relevant topics beyond syllabus (%)	Pace on which contents were covered (%)	Motivation and inspiration for students to learn (%)	Support for the development of students? skill - Practical Demonstration (%)	Support for the development of students? skill - Hands on training (%)	Clarity of expectations of students (%)	Feedback provided by faculty on student's progress (%)	Willingness to offer help and advice to students (%)	Effectiveness of Teacher in Terms of: Technical content/course content (%)	Effectiveness of Teacher in Terms of Communication skill (%)	Effectiveness of Teacher in Terms of: Use of teaching aids (%)	Average (%)
Faculty												
Employee Name : Dr. Raju B R Course Name : 18AU81 - Vehicle Body Engineering and Safet Feedback Given / Total Student : 16 / 19 Feedback (%) : 84.21%	82.50	83.75	80.00	80.00	82.50	80.00	82.50	83.75	82.50	82.50	82.50	82.05
Employee Name : Mr. C PRADEEP Course Name : 18AU823 - Electric and Hybrid Vehicle. Feedback Given / Total Student : 16 / 19 Feedback (%) : 84.21%	81.25	80.00	71.25	73.75	67.50	73.75	73.75	77.50	75.00	77.50	77.50	75.34



Childrens Education Society

Feedback Report



<b>Classwise feedback report for Faculty Feedback 2022-2023 -6th Sem By TOCENGG - B.E. Automobile Engineering (Sem-VI (Div-1))</b>
<b>Assessment for Teacher</b>

Question	Has the teacher covered entire syllabus (%)	Has teacher covered relevant topics beyond syllabus (%)	Pace on which contents were covered (%)	Motivation and inspiration for students to learn (%)	Support for the development of students? skill - Practical Demonstration (%)	Support for the development of students? skill - Hands on training (%)	Clarity of expectations of students (%)	Feedback provided by faculty on student's progress (%)	Willingness to offer help and advice to students (%)	Effectiveness of Teacher in Terms of: Technical content/course content (%)	Effectiveness of Teacher in Terms of Communication skill (%)	Effectiveness of Teacher in Terms of: Use of teaching aids (%)	Average (%)
Faculty													
Employee Name : Mr. C PRADEEP Course Name : 18AU61- Automotive Chassis & Suspension Feedback Given / Total Student : 5 / 6 Feedback (%) : 83.33%	60.00	60.00	60.00	56.00	56.00	60.00	56.00	60.00	56.00	60.00	52.00	52.00	57.33
Employee Name : Dr. VARUN K R Course Name : 18AU62- Heat and Mass transfer Feedback Given / Total Student : 5 / 6 Feedback (%) : 83.33%	36.00	36.00	36.00	52.00	36.00	36.00	36.00	36.00	36.00	36.00	36.00	36.00	37.33
Employee Name : Dr. Prasad H Nayak Course Name : 18AU63- Design of Machine Elements-II Feedback Given / Total Student : 5 / 6 Feedback (%) : 83.33%	52.00	48.00	68.00	64.00	56.00	52.00	60.00	60.00	60.00	64.00	60.00	64.00	59.00
Employee Name : Dr. Raju B R Course Name : 18AU642 - Composite Materials Feedback Given / Total Student : 5 / 6 Feedback (%) : 83.33%	64.00	64.00	64.00	64.00	64.00	64.00	64.00	68.00	64.00	56.00	56.00	52.00	62.00
Employee Name : Mr. Anup M Upadhyaya Course Name : 18EE653- Renewable Energy resource Feedback Given / Total Student : 5 / 6 Feedback (%) : 83.33%	36.00	40.00	36.00	40.00	36.00	40.00	36.00	36.00	40.00	36.00	40.00	36.00	37.67

Question	Has the teacher covered entire syllabus (%)	Has teacher covered relevant topics beyond syllabus (%)	Pace on which contents were covered (%)	Motivation and inspiration for students to learn (%)	Support for the development of students? skill - Practical Demonstration (%)	Support for the development of students? skill - Hands on training (%)	Clarity of expectations of students (%)	Feedback provided by faculty on student's progress (%)	Willingness to offer help and advice to students (%)	Effectiveness of Teacher in Terms of: Technical content/course content (%)	Effectiveness of Teacher in Terms of Communication skill (%)	Effectiveness of Teacher in Terms of: Use of teaching aids (%)	Average (%)
(%) : 83.33%													
Employee Name : Dr. Raju B R Course Name : 18AUMP68- Mini-project Feedback Given / Total Student : 5 / 6 Feedback (%) : 83.33%	52.00	68.00	68.00	68.00	68.00	68.00	60.00	64.00	68.00	64.00	64.00	68.00	65.00

Assessment for Teacher													
Question	Has the teacher covered entire syllabus (%)	Has teacher covered relevant topics beyond syllabus (%)	Pace on which contents were covered (%)	Motivation and inspiration for students to learn (%)	Support for the development of students? skill - Practical Demonstration (%)	Support for the development of students? skill - Hands on training (%)	Clarity of expectations of students (%)	Feedback provided by faculty on student?s progress (%)	Willingness to offer help and advice to students (%)	Effectiveness of Teacher in Terms of: Technical content/course content (%)	Effectiveness of Teacher in Terms of Communication skill (%)	Effectiveness of Teacher in Terms of: Use of teaching aids (%)	Average (%)
Faculty													
Employee Name : Mr. C PRADEEP Course Name : 18AUL66 - Automotive Chassis Components Lab - Batch 1 Feedback Given / Total Student : 5 / 6 Feedback (%) : 83.33%	52.00	52.00	52.00	52.00	60.00	56.00	60.00	60.00	56.00	60.00	56.00	56.00	56.00





**Classwise feedback report for 2nd&4thsem\_Faculty Feedback\_Sep2023 By TOCENGG - B.E. Artificial Intelligence & Machine Learning Engineering (Sem-IV (Div-1))**

**Assessment for Teacher**

Question	Has the teacher covered entire syllabus (%)	Has teacher covered relevant topics beyond syllabus (%)	Pace on which contents were covered (%)	Motivation and inspiration for students to learn (%)	Support for the development of students? skill - Practical Demonstration (%)	Support for the development of students? skill - Hands on training (%)	Clarity of expectations of students (%)	Feedback provided by faculty on student's progress (%)	Willingness to offer help and advice to students (%)	Effectiveness of Teacher in Terms of: Technical content/course content (%)	Effectiveness of Teacher in Terms of Communication skill (%)	Effectiveness of Teacher in Terms of: Use of teaching aids (%)	Average (%)
Faculty													
Employee Name : Mrs. DR. HEMALATHA N C Course Name : 21CS41- Mathematical Foundations for Computing Feedback Given / Total Student : 12 / 55 Feedback (%) : 21.82%	85.00	81.67	88.33	83.33	81.67	80.00	83.33	81.67	80.00	81.67	80.00	85.00	82.64
Employee Name : Mrs. PARVATHY S S Course Name : 21CS42- Design and Analysis of Algorithms Feedback Given / Total Student : 10 / 55 Feedback (%) : 18.18%	90.00	88.00	92.00	86.00	88.00	90.00	92.00	86.00	86.00	84.00	84.00	84.00	87.50
Employee Name : Mrs. TINA ELIZABETH THOMAS Course Name : 21CS43- Microcontroller and Embedded Systems Feedback Given / Total Student : 13 / 55 Feedback (%) : 23.64%	84.62	86.15	89.23	87.69	86.15	83.08	84.62	86.15	81.54	84.62	83.08	84.62	85.13
Employee Name : Dr. P Bindhu Madhavai Course Name : 21CS44- Operating Systems Feedback Given / Total Student : 13 / 55 Feedback (%) : 23.64%	98.46	95.38	98.46	96.92	96.92	100.00	98.46	98.46	96.92	98.46	100.00	100.00	98.20
Employee Name : Dr. VALARMATHY K Course Name : 21BE45- Biology For Engineers Feedback Given / Total Student : 12 / 55 Feedback (%) : 21.82%	93.33	95.00	93.33	90.00	91.67	90.00	88.33	88.33	88.33	91.67	88.33	88.33	90.55
Employee Name : Ms. SRI ROOPINI U Course Name : 21CIP47- Constitution of India & Professional Ethics Feedback Given / Total Student : 13 / 55 Feedback (%) : 23.64%	89.23	83.08	87.69	89.23	86.15	84.62	89.23	86.15	89.23	87.69	87.69	86.15	87.18

**Assessment for Teacher**

Question	Has the teacher covered entire syllabus (%)	Has teacher covered relevant topics beyond syllabus (%)	Pace on which contents were covered (%)	Motivation and inspiration for students to learn (%)	Support for the development of students? skill - Practical Demonstration (%)	Support for the development of students? skill - Hands on training (%)	Clarity of expectations of students (%)	Feedback provided by faculty on student's progress (%)	Willingness to offer help and advice to students (%)	Effectiveness of Teacher in Terms of: Technical content/course content (%)	Effectiveness of Teacher in Terms of: Communication skill (%)	Effectiveness of Teacher in Terms of: Use of teaching aids (%)	Average (%)
Faculty													
Employee Name : Ms. SRI ROOPINI U Course Name : 21CSL46- Python Programming Laboratory - BATCH 1 Feedback Given / Total Student : 3 / 26 Feedback (%) : 11.54%	80.00	86.67	80.00	80.00	86.67	80.00	93.33	80.00	80.00	93.33	86.67	86.67	84.45
Employee Name : Ms. SRI ROOPINI U Course Name : 21CSL46- Python Programming Laboratory - BATCH 2 Feedback Given / Total Student : 6 / 19 Feedback (%) : 31.58%	90.00	90.00	96.67	96.67	96.67	86.67	86.67	90.00	86.67	86.67	90.00	90.00	90.56
Employee Name : Mrs. PARVATHY S S Course Name : 21CSL481- Web Programming - BATCH 1 Feedback Given / Total Student : 3 / 26 Feedback (%) : 11.54%	86.67	86.67	80.00	80.00	86.67	93.33	86.67	93.33	86.67	93.33	93.33	93.33	88.33
Employee Name : Mrs. PARVATHY S S Course Name : 21CSL481- Web Programming - BATCH 2 Feedback Given / Total Student : 6 / 19 Feedback (%) : 31.58%	93.33	96.67	93.33	93.33	90.00	90.00	86.67	90.00	83.33	83.33	86.67	90.00	89.72
Employee Name : Mrs. PARVATHY S S Course Name : 21UH49- Universal Human Values Feedback Given / Total Student : 12 / 55 Feedback (%) : 21.82%	95.00	95.00	96.67	88.33	90.00	93.33	96.67	95.00	95.00	93.33	90.00	93.33	93.47
Employee Name : Mrs. PARVATHY S S Course Name : 21CSL42- Design and Analysis of Algorithms LAB - BATCH 1 Feedback Given / Total Student : 3 / 26 Feedback (%) : 11.54%	93.33	86.67	86.67	86.67	86.67	93.33	93.33	93.33	93.33	93.33	86.67	86.67	90.00
Employee Name : Mrs. PARVATHY S S Course Name : 21CSL42- Design and Analysis of Algorithms LAB - BATCH 2 Feedback Given / Total Student : 6 / 19 Feedback (%) : 31.58%	93.33	90.00	86.67	83.33	90.00	86.67	86.67	83.33	80.00	86.67	86.67	90.00	86.94

Question	Has the teacher covered entire syllabus (%)	Has teacher covered relevant topics beyond syllabus (%)	Pace on which contents were covered (%)	Motivation and inspiration for students to learn (%)	Support for the development of students? skill - Practical Demonstration (%)	Support for the development of students? skill - Hands on training (%)	Clarity of expectations of students (%)	Feedback provided by faculty on student's progress (%)	Willingness to offer help and advice to students (%)	Effectiveness of Teacher in Terms of: Technical content/course content (%)	Effectiveness of Teacher in Terms of Communication skill (%)	Effectiveness of Teacher in Terms of: Use of teaching aids (%)	Average (%)
Faculty													
Employee Name : Mrs. TINA ELIZABETH THOMAS Course Name : 21CSL43- Microcontroller and Embedded Systems LAB - BATCH 1 Feedback Given / Total Student : 3 / 26 Feedback (%) : 11.54%	86.67	80.00	73.33	73.33	73.33	73.33	80.00	80.00	73.33	73.33	73.33	66.67	75.55
Employee Name : Mrs. TINA ELIZABETH THOMAS Course Name : 21CSL43- Microcontroller and Embedded Systems LAB - BATCH 2 Feedback Given / Total Student : 6 / 19 Feedback (%) : 31.58%	93.33	86.67	90.00	86.67	90.00	86.67	86.67	86.67	90.00	86.67	83.33	86.67	87.78

**CURRICULUM PLANNING AND  
DELIVERY COMMITTEE**



**CHILDREN'S EDUCATION SOCIETY (REGD.)**

Administrative Office:

1<sup>st</sup> Phase JP Nagar, Bengaluru – 560 078

☎: 080-61754501 – 502 Fax: 080-2654 8658

## **THE OXFORD COLLEGE OF ENGINEERING**

(Recognized by the Govt. of Karnataka, Affiliated to Visvesvaraya Technological University, Belagavi &

Approved by A.I.C.T.E. New Delhi

Bommanahalli, Hosur Road, Bangalore –560068.

☎: 080 -61754601/602, Fax: 080 – 25730551 E-mail: [engprincipal@thcoxford.edu](mailto:engprincipal@thcoxford.edu) Web: [www.thcoxford.edu](http://www.thcoxford.edu)

TOCE/EST/27/2022-23

### **PROCEEDINGS OF THE MEETING** **Curriculum Planning and Delivery Committee**

Date:09-02-2023

Time: 11:00am

Members Present:

01	Dr N Kannan, Principal, Chair Person.		
02	Dr. R Ch A Naidu, Member Secretary (IQAC)		
03	Dr. Vijaya Kumari – Dean Academics	04	Dr.Preeta Charan - Dean Research
05	Dr.Mallikarjun - Dean Exams	06	Dr. Manjunath B K - HOD - BT
07	Dr. Malleshaiah T S - HOD -CIVIL	08	Dr. M S Shashidhar - HOD - MCA
09	Dr. Manju Devi, HOD - ECE	10	Dr. P Gangavathi - HOD –S&H
11	Mr. Dharshan R, Student Member, M.Tech-Structural Engineering	12	Mr. Prashanth Ranjan, Student Member B.E (Mechanical Engineering)
13	Megan Gowda, Student Member MCA	14	Ms. Navya, Student Member B.E (Computer Science and Engineering)
15	Mr. Megharaj G Student Member - MBA	16	Danny Johnson P Student Member B.E (Electrical and Electronics Engineering)
17	Mr. Anadha Chowdary Parent	18	Nagaraj NL Parent
19	Mr. Nanda Gopal - Industry Expert - MT	20	Dr. Srinivas Talabattula - Academic Expert-ECE
21	Mr. Gaurav Mishra - Alumni		

AGENDA: -

1. Review of previous minutes meeting
2. Academic Calendar
3. Master Time Table
4. Course File / Pedagogical Methods
5. Value Added Courses; Content beyond syllabus
6. Student Centric Methods
7. Implementation of OBE Matrix
8. Action Plan for Slow Learners and Advanced Learners
9. Feedback analysis and Action taken plan

The following agenda was discussed: -

1. Principal welcomed all the members present and the resolution planned in the last meeting has been approved for compliance.
2. The resolution planned in the last meeting has been approved for immediate compliance.
3. The last semester held for 2022-23 ODD was briefed by principal.

As per the VTU guidance the 1<sup>st</sup> semester of B.E. was commenced on 30-11-2022, and for 1<sup>st</sup> semester of PG - MBA, MCA, M.Tech was commenced on 13-02-2023.

He also reviewed the results of CIE and Semester End Examination for each branch. It was also noted that the expected target in results was not satisfied and could have achieved good results for which the committee members were advised all HODs and subject faculty to improve the same during the coming academic year 2022-23 Even.

It was also noted that student's performance and subject deliverance by the faculty must be improved. HODs were advised to conduct remedial for the weaker students and the concern faculty were informed to take up appropriate measures by adopting innovative pedagogical methods to improve their quality of deliverance in teaching.

The Principal directed all HODs to include in the curriculum for the EVEN semester - the Internship/Field Visit/Project.

#### 4. Academic Calendar:

The principal briefed the following dates for the commencement of Even semester as per the VTU guidelines

Semester	VTU	TOCE
IVB. E	05-06-2023	05-06-2023
VI B. E	20-03-2023	20-03-2023
VIII B. E	13-02-2023	13-02-2023
II B. E	25-05-2023	25-05-2023
II MBA	26-06-2023	26-06-2023
IV MBA	17-04-2023	17-04-2023
II MCA	26-06-2023	26-06-2023
IVMCA	17-04-2023	17-04-2023
II M Tech	26-06-2023	26-06-2023
IV M Tech	17-04-2023	17-04-2023

The Principal instructed the HODs to prepare the department calendar for the semester activities and HODs were advised to submit incorporating all the important academic activities and events by finalizing the date.

5. **Master Time Table:** The committee advised HODs to prepare a subject proficiency matrix as per the 2018 scheme and 2021 scheme for higher semesters and 2022 schemes for the 1<sup>st</sup> year UG Programme, and prepare the department time table for the EVEN Semester 2022-23.



The committee advised MCA HOD to prepare a subject proficiency matrix and allocate the subject for the EVEN Semester 2022-23 with the 2020 scheme for the Master of Computer Applications and fourth semester with the 2018 scheme.

The committee advised MBA HOD to prepare a subject proficiency matrix and allocate the subject for the EVEN Semester 2022-23 with the 2022 scheme for the Master of Business Administration (MBA) PG Programme and 4th semester with the 2020 scheme.

The committee advised all HODs of M.Tech Course to prepare a subject proficiency matrix and allocate the subject for the ODD Semester 2022-23 with the 2022 scheme for the first year, and second year for 2021 scheme of the Master of Technology (M.Tech) PG Programme.

Based on the same, the Time Table needs to be prepared and HODs were asked to submit the final draft of the Department Time Table and Master Time Table of the department to the principal's office. Mentors were identified for 10-15 students each and it was assigned to all the department faculty and the Mentoring hour are included in all the department Time-table.

6. **Course File / Pedagogical Methods:** HODs were instructed to direct the subject faculty to prepare the course file for the current semester subject as per the VTU guidelines before the commencement of the semester. The course file should contain a copy of university syllabus, students list, attendance register, teacher diary along with lesson plans with pedagogical initiatives, notes and reference books, previous CIE question papers and university question papers along with scheme of evaluation and question bank, assignments etc., Many pedagogical methods are adapted by the faculty like chalk and talk, smart board usages, PPTs, Videos, short term courses, seminars, Presentations, etc. are included in the course file.

The committee members instructed HODs that they should do a thorough check on the portion coverage related to each subject before the commencement of each Continuous Internal Assessments.

The committee members advised HODs to instruct each faculty to adhere the VTU guidelines for conducting CIE Tests and also advised HODs to have through check on the CIE question paper pattern.

Also, the committee members discussed that as per the 2018 scheme, the rubrics for allotment of marks are 60 marks for Semester End Exam (SEE) and 40 marks for Continuous Internal Evaluation (CIE). In 40 marks of Internal Assessment, 30 marks are awarded as the average of 3 Internal assessments and 10 marks for the Assignments which are considered awarding for the final IA marks.

Also, an opportunity can be given to the students who need IA average in form of Improvement test.

And for the 2021 scheme, BE - First year, the rubrics for allotment of marks is 50% marks for Semester End Exam (SEE) and 50% marks for Continuous Internal Evaluation (CIE).

As per the MCA for 2018 scheme, the rubrics for the allotment of marks are 80 marks for Semester End Exams and 20 marks for Internal tests. With 20 marks for the Internal test, 60% for the average of three internal test marks and 40% for the Assignment marks should be

And for 2020 scheme, the rubrics for the allotment of marks are 60% marks for Semester End Exams and 40% marks for Internal tests.

As per the 2020 scheme of MBA, the rubrics for the allotment of marks are 60% marks for End Semester Exams and 40% marks for Internal Tests. With 25 marks on the Internal test, average of best of 2 out of 3 IA, 15 marks for Assignments / Presentation / Seminars depending on the subjects.

As per the 2020 scheme of M.Tech, the rubrics for the allotment of marks are 60% marks for End Semester Exams and 40% marks for Internal Tests. With 20 marks on the Internal test, average of 3 IA, and 20 marks for Assignments / Presentation / Seminars depending on the subjects

Faculty were advised to evaluate the blue books within the stipulated duration and after each internal assessment, the slow learners need to be identified for the conduct of bridge courses.

HODs were advised to instruct the subject faculty that they should incorporate pedagogical methods like group discussion, Industrial visits, MCQs, role play, Quiz, peer to peer learning, brain storming sessions, model based learning, Industrial visits, and PPTs for the better insight of the concepts for better understanding.

7. B.E Honors: As per VTU circular and guidance it was discussed during Hods meeting to give importance and awareness of B.E honors and motivate the students the same. Principal directed to conduct the meeting for the same in their respective department.
8. Principal also suggested the importance of Cross Cutting Issues in syllabus by giving the awareness of Ethics, Gender, Environment, etc. This needs to be shared with faculty and students.
9. **Value Added Courses, Content beyond syllabus:** The curriculum delivery committee discussed the curriculum and decided during the pandemic to plan for the academic year 2022-23 to enrich the student's knowledge in various thrust areas.

SL NO	Name of Add on /Certificate programs offered	Duration of course
1	AWS cloud essential for researchers	30 hrs.
2	Data Analytics	30 hrs.
3	Innovation & Design Thinking Opportunities in the Field of Electrical Design and Drafting	30 hrs.
4	Innovation and Design Thinking Ideas in Geotechnical Engineering	30 hrs
5	Design of Circuit for Fluid Power System	30 hrs.
6	Intel India stem skill programme	30 hrs.
7	Python Programming using Django	30 hrs.
8	Workshop on Know your intellectual Property series	30 hrs.
9	Effective Business Communication	30 hrs.

10	AWS cloud practitioner certification	30 hrs.
11	Python Programming using Django	30 hrs

The Committee members reviewed the above-mentioned courses and approved for the same.

#### 10. Feedback analysis and Action taken plan.

The feedback committee members are advised to take online feedback on 'Curriculum' as per the template framed for the academic year 2022-23 (Even) from the following stakeholders after the 2<sup>nd</sup> IA.

- a) Students
- b) Faculty
- c) Course End Survey
- d) Program Exit Survey
- e) Alumni
- f) Employers

HODs and Feedback committee members are advised to analyze the outcome based on the student's feedback on faculty and should submit the action plan and the same will be discussed in the next meeting. Like faculty who secured greater than 90% are to be appreciated and those who scored less than or equal to 75% need to take immediate necessary action. Such faculty need to undergo and enhance training/FDP/Workshop/Seminars etc. to upgrade their skills.

#### 11. Implementation of OBE Matrix

The members took the decision regarding the COs, POs and PSOs of the programs and for implementing appropriate pedagogic strategies. Also informed that the Course outcomes are designed as per the affiliating university prescribed syllabus and by employing Bloom's taxonomy verbs and levels. It was also informed that all the Courses have around five course outcomes and these are correlated to the Program Outcomes (POs). The members also discussed the process of mapping of COs prescribed by VTU and POs prescribed by the NBA related for the course.

HODs were advised to instruct the faculty that the mapping should be based on the scaling parameter which is as defined by NBA and are as follows: -

"1" – Slight (Low) correlation, "2" – Moderate (Medium) Correlation, "3" – Substantial (High) correlation and "-" indicates there is no correlation. Similarly, COs with PSOs should be mapped to achieve the attainments.

#### 12. Students Centric Methods

The curriculum delivery committee members took the decision to incorporate the student's centric methods to improve the student's learning ability. HODs were advised to instruct the faculty to adhere the following methods in the teaching process. Guest Lecture / Expert Talk / Technical Talk/Seminar/Webinar, Hands-on session, Interactive Session, Soft skill training/ Technical Training, Industrial visit/ field visit, Internship, Project, Mini Project & innovative practices. As per the VTU circular students' needs to be motivated to take up B.E Honors course with 8.5 CGPA.

### 13. Action Plan for Slow learners and Advanced Learners

The curriculum delivery committee members instructed HODs to direct the subject faculty that they should conduct remedial classes and mentoring for the slow learners. And, also instruct the advanced learners to participate for the Conferences, Add-on courses, MOOC courses to enrich their subject knowledge in turn to get the university rank

14. DAC: Principal instructed all department Dept Advisory Committee, to conduct the meeting with stakeholders, and identifies the curriculum gap, reviews the stakeholder's remarks, and identifies the thrust areas to bridge the gap.

### 15. Resolutions

1. Principal instructed to follow the 2022, 2021, 2020 and 2018 scheme CIE rubrics.
2. The approved syllabus is followed.
3. Principal advised all faculty should have their course file ready and checked by respective HODs before the commencement of the classes.
4. Action plan should be submitted one week after this meeting.
5. It is decided that all should encourage the students towards more pedagogy initiatives to get better insights in the academics.
6. Principal advised to conduct the bridge course/add on course/industrial visit/workshops to fill the gap.
7. Principal instructed to work together for NAAC to aim A++ Grade.

  
PRINCIPAL

PRINCIPAL

The Oxford College of Engineering  
Bommanahalli, Hosur Road  
Bengaluru-560 068

Copy to:

The Chairman, The Oxford Educational Institutions

All HODs.

IQAC



CHILDREN'S EDUCATION SOCIETY (REGD.)

Administrative Office:

1<sup>st</sup> Phase JP Nagar, Bengaluru – 560 078

☎: 080-61754501 – 502 Fax: 080-2654 8658

## THE OXFORD COLLEGE OF ENGINEERING

(Recognized by the Govt. of Karnataka, Affiliated to Visvesvaraya Technological University, Belagavi &

Approved by A.I.C.T.E. New Delhi

Bommanahalli, Hosur Road, Bangalore –560068.

☎: 080 -61754601/602, Fax: 080 – 25730551 E-mail: [engprincipal@theoxford.edu](mailto:engprincipal@theoxford.edu) Web: [www.theoxford.edu](http://www.theoxford.edu)

TOCE/EST/27/2022-23

### PROCEEDINGS OF THE MEETING Curriculum Planning and Delivery Committee

Date:09-09-2022

Time:11:00AM

Members Present:

01	Dr N Kannan, Principal, Chair Person.		
02	Dr. R Ch A Naidu, Member Secretary (IQAC)		
03	Dr. Vijaya Kumari – Dean Academics	04	Dr.Preeta Charan - Dean Research
05	Dr.Mallikarjun - Dean Exams	06	Dr. Manjunath B K - HOD - BT
07	Dr. Malleshaiah T S - HOD -CIVIL	08	Dr. M S Shashidhar - HOD - MCA
09	Dr. Manju Devi, HOD - ECE	10	Dr. P Gangavathi - HOD –S&H
11	Mr. Dharshan R, Student Member, M.Tech-Structural Engineering	12	Mr. Prashanth Ranjan, Student Member B.E (Mechanical Engineering)
13	Megan Gowda, Student Member MCA	14	Ms. Navya, Student Member B.E (Computer Science and Engineering)
15	Mr. Megharaj G Student Member - MBA	16	Danny Johnson P Student Member B.E (Electrical and Electronics Engineering)
17	Mr. Anadha Chowdary, Parent	18	Nagaraj NL Parent
19	Mr. Nanda Gopal - Industry Expert - MT	20	Dr. Srinivas Talabattula - Academic Expert-ECE
21	Mr. Gaurav Mishra - Alumni		

AGENDA: -

1. Review of previous minutes meeting
2. Academic Calendar
3. Master Time Table
4. Course File / Pedagogical Methods
5. Value Added Courses; Content beyond syllabus
6. Student Centric Methods
7. Implementation of OBE Matrix
8. Action Plan for Slow Learners and Advanced Learners
9. Feedback analysis and Action taken plan

The following agenda was discussed: -

1. Principal welcomed all the members present and the resolution planned in the last meeting has been approved for compliance.
2. The last semester held for 2021-22 EVEN was briefed by Principal.

The 2<sup>nd</sup> semester of B.E. was commenced on 19-05-2021 and all 2<sup>nd</sup> semester PG courses - MCA, MBA & MTech was commenced on 10-05-2021 as per the VTU guidelines.

He also reviewed the results of CIE and Semester End Examination for each branch. It was also noted that the expected target in results was not satisfied and could have achieved good results for which the committee members were advised all HODs and subject faculty to improve the same during the coming academic year 2022-23 ODD.

It was also noted that student's performance and subject deliverance by the faculty must be improved.

### 3. Academic Calendar:

The principal briefed the following dates for the commencement of ODD semester as per VTU guidelines.

Sem	TOCE
VII BE	12-09-2022
V BE	17-10-2022
III BE	31-10-2022
I BE	30-11-2022
III MBA, MCA, MTech	28-11-2022
I MBA, MCA, MTech	13-02-2023

4. **Master TimeTable:** The committee advised HODs to prepare a subject proficiency matrix as per the 2018 scheme and 2021 scheme for higher semesters and 2022 scheme for the 1<sup>st</sup> year UG Programme, and prepare the department time table for the ODD Semester 2022-23.

The committee advised MCA HOD to prepare a subject proficiency matrix and allocate the subject for the ODD Semester 2022-23 with the 2022 scheme for the Master of Computer Applications and 3rd semester with the 2018 schemes.

The committee advised MBA HOD to prepare a subject proficiency matrix and allocate the subject for the ODD Semester 2022-23 with the 2022 scheme for the Master of Business Administration (MBA) PG Programme and 3rd semester with the 2020 scheme.

The committee advised all HODs of M.Tech Course to prepare a subject proficiency matrix and allocate the subject for the ODD Semester 2022-23 with the 2022 scheme for the first year, and second year for 2021 scheme of the Master of Technology (M.Tech) PG Programme.

Based on the same, the Time Table needs to be prepared and HODs were asked to submit the final draft of the Department wise class Time Table and Master Time Table of the department to the principal's office. Mentors were identified for 10-15 students each and it was assigned to all the department faculty. And the Mentoring hour are included in all the department Time-table.

5. **Course File / Pedagogical Methods:** HODs were instructed to direct the subject faculty to prepare the course file for the current semester subject as per the VTU guidelines before the commencement of the semester. The course file should contain a copy of university syllabus, students list, attendance register, teacher diary, CO - PO mapping, Content beyond syllabus, along with lesson plans with pedagogical initiatives, notes and reference books, previous IA/CIE question papers and university question papers along with scheme of evaluation and question bank, assignments etc., Many pedagogical methods are adapted by the faculty like chalk and talk, smart board usages, PPTs, Videos, short term courses, seminars, Presentations, etc. are included in the course file.

The committee members instructed HODs that they should do a thorough check on the portion coverage related to each subject before the commencement of each Continuous Internal Evaluation (CIE). After conducting CIE and Evaluation there should be parents' teachers meeting schedule as per TOCE academic calendar of event.

The committee members advised HODs to instruct each faculty to adhere the VTU guidelines for conducting Continuous Internal Evaluation (CIE) and also advised HODs to have through check on the CIE question paper pattern. Scrutiny committee member go through the 2 set of question paper and select one set from the same. After the question paper securitized it is submitted to the Exam Dean.

Also, the committee members discussed that as per the 2018 scheme, 2021 scheme and 2022 scheme the rubrics for allotment of marks.

1. 2018 scheme 60 marks for Semester End Exam (SEE) and 40 marks for Continuous Internal Evaluation (CIE). In 40 marks of Internal Assessment, 30 marks are awarded as the average of 3 Internal assessments and 10 marks for the Assignments which are considered awarding for the final IA marks.

2. 2021 scheme 50 marks for Semester End Exam (SEE) and 30 marks for Continuous Internal Evaluation (CIE). In 30 marks of Internal Assessment, 30 marks are awarded as the average of 3 Internal assessments and 20 marks for the Assignments, quiz, GD, etc. which are considered awarding for the final IA marks.

3. 2022 scheme 50 marks for Semester End Exam (SEE) and 25 marks for Continuous Internal Evaluation (CIE). In 25 marks of Internal Assessment, 25 marks are awarded as the average of 2 Internal assessments and 25 marks for the Assignments, quiz, GD, etc. which are considered awarding for the final IA marks.

Also, an opportunity can be given to the students who need IA average in form of Improvement test.

For the 2021 scheme, BE- First year, the rubrics for allotment of marks is 50% marks for Semester End Exam (SEE) and 50% marks for Continuous Internal Evaluation, Assignments / Presentation / Seminars (CIE).

And for the 2022 scheme, BE- First year, the rubrics for allotment of marks is 50% marks for Semester End Exam (SEE) and 50% marks for Continuous Internal Evaluation, Assignments / Presentation / Seminars (CIE).

As per the MCA for 2018 scheme, the rubrics for the allotment of marks are 80 marks for Semester End Exams and 20 marks for Internal tests. With 20 marks for the Internal test, 60% for the average of three internal test marks and 40% for the Assignment marks should be considered for awarding of the final Internal Test marks of the Master of Computer Applications. And for 2020 scheme, the rubrics for the allotment of marks are 60% marks for Semester End Exams and 40% marks for Internal tests.

As per the 2020 scheme of MBA, the rubrics for the allotment of marks are 60% marks for End Semester Exams and 40% marks for Internal Tests. With 25 marks on the Internal test, average of best of 2 out of 3 IA, 15 marks for Assignments / Presentation / Seminars depending on the subjects.

As per the 2020 scheme of MTech, the rubrics for the allotment of marks are 60% marks for End Semester Exams and 40% marks for Internal Tests. With 20 marks on the Internal test, average of 3 IA, and 20 marks for Assignments / Presentation / Seminars depending on the subjects

Faculty were advised to evaluate the blue books within the stipulated duration and after each internal assessment, the slow learners need to be identified for the conduct of bridge courses. HODs were advised to instruct the subject faculty that they should incorporate pedagogical methods like group discussion, Industrial visits, MCQs, role play, Quiz, peer to peer learning, brain storming, model based, Industrial visit, and PPTs for the better insight of the concepts for better understanding.

6. B.E Honors: As per VTU circular and guidance it was discussed during Hods meeting to give importance and awareness of B.E honors and motivate the students the same. Principal directed to conduct the meeting for the same in their respective department.
7. Principal also suggested the importance of Cross Cutting Issues in syllabus by giving the awareness of Ethics, Gender, Environment, etc. This needs to be shared with faculty and students.



8. **Value Added Courses, Content beyond syllabus:** The curriculum delivery committee discussed the curriculum and decided during the academic year 2022-23 to enrich the student's knowledge in various thrust areas.

Sl.No.	Name of Add on/ Certificate programs offered	Duration of the Course
1.	Skill development	30 hrs
2.	Problem Solving and Ideathon	30 hrs
3.	IOT for real time operations	30 hrs
4.	Workshop on Entrepreneurship skill, Attitude and behaviour development	30 hrs
5.	Microprocessor programming	30 hrs
6.	Data Analytics	30 hrs
7.	Foundations of Private equity & venture capital	30 hrs
8.	Front Accounting- Business Accounting system	30 hrs
9.	Python Programming	30 hrs
10.	solid works	30 hrs

The committee members reviewed the above-mentioned courses and approved for the same.

9. **Feedback analysis and Action taken plan:** The feedback committee members are advised to take the feedback on 'Curriculum' as per the template framed for 1- 5 scaling during the academic year 2022-23 (ODD) from the following stakeholders after the 2<sup>nd</sup> IA.

- Students
- Faculty
- Course End Survey
- Program Exit Survey
- Alumni
- Employers

HODs and Feedback committee members are advised to analyze the outcome based on the student's feedback on faculty and should submit the action plan and the same will be discussed in the next meeting. Like faculty who secured greater than 90% are to be appreciated and those who scored less than or equal to 75% need to take immediate necessary action. Such faculty need to undergo and enhance training/FDP/Workshop/Seminars etc. to upgrade their skills.

10. **Implementation of OBE Matrix:** The members took the decision regarding the COs, POs and PSOs of the programs and for implementing appropriate pedagogic strategies. Also informed that the Course outcomes should be designed as per the affiliating university prescribed syllabus and by

employing Bloom's Taxonomy verbs and levels. It was also informed that all the Courses should have around five course outcomes and these are correlated to the Program Outcomes (POs). The members also discussed the process of mapping of COs prescribed by VTU and POs prescribed by the NBA related for the course.

HODs were advised to instruct the faculty that the mapping should be based on the scaling parameter which is as defined by NBA and are as follows: -

“1” – Slight (Low) correlation, “2” – Moderate (Medium) Correlation, “3” – Substantial (High) correlation and “-” indicates there is no correlation. Similarly, COs with PSOs should be mapped to achieve the attainments.

**11. Students Centric Methods:** The curriculum delivery committee members took the decision to incorporate the student's centric methods to improve the student's learning ability. HODs were advised to instruct the faculty should adhere the following methods in the teaching process. Guest Lecture / Expert Talk / Technical Talk/Seminar/Webinar, Hands-on session, Interactive Session, Soft skill training/ Technical Training, Industrial visit/ field visit, Internship, Project, Mini Project & innovative practices. As per the VTU circular students needs to be motivated to take up B.E Honors course with 8.5 CGPA

**12. Action Plan for Slow learners and Advanced Learners:** The curriculum delivery committee members instructed HODs to direct the subject faculty that they should conduct remedial classes and mentoring for the slow learners. And, also instruct the advanced learners to participate for the Conferences, Add-on courses, MOOC courses to enrich their subject knowledge in turn to get the university rank.

**13. DAC:** Principal instructed all department Dept Advisory Committee, to conduct the meeting with stakeholders, and identifies the curriculum gap, reviews the stakeholder's remarks, and identifies the thrust areas to bridge the gap.

#### 14. Resolutions

1. Principal instructed to follow the 2022, 2021, 2020 and 2018 scheme CIE rubrics.
2. The approved syllabus is followed.
3. Principal advised all faculty should have their course file ready and checked by respective HODs before the commencement of the classes.
4. Action plan should be submitted one week after this meeting.
5. It is decided that all should encourage the students towards more pedagogy initiatives to get better insights in the academics.
6. Principal advised to conduct more add on course/industrial visit/workshops to fill the gap and motivate the students regarding this.

**PRINCIPAL**

**PRINCIPAL**

The Oxford College of Engineering  
Bommanahalli, Hosur Road  
Bengaluru-560 068

Copy to:  
The Chairman, The Oxford Educational Institutions  
All HODs.  
IQAC

CHILDREN'S EDUCATION SOCIETY (Regd.)

Administrative Office :

1st Phase, J.P. Nagar, Bengaluru - 560 078. ☎ : 080 - 61754501 - 502 Fax: 080 2654 8658

# THE OXFORD COLLEGE OF ENGINEERING

[Recognized by the Govt. of Karnataka, Affiliated to Visvesvaraya Technological University, Belagavi & Approved by A.I.C.T.E., New Delhi, Accredited by NAAC & NBA New Delhi and Recognized by UGC under section 2(f)]

Bommanahalli, Hosur Road, Bengaluru - 560 068.

☎ : 080 61754601 / 602 / 604

E-mail: engprincipal@theoxford.edu Web: www.theoxford.edu



Ref No: TOCE/AACAD/57/2023-24/6302

Date: 06/11/2023

## Declaration

The Oxford College of Engineering is affiliated to Visvesvaraya Technological University, the college has to follow the VTU curriculum mandatorily. However to ensure effective implementation of academic calendar The Oxford College of Engineering has constituted Curriculum Delivery Committee (CDC) which will conduct the meeting with key stake holders for effective planning and implementation of curriculum delivery in the campus, the Minutes of meeting of same is communicated to all the Head of the Departments for effective implementation.

PRINCIPAL

PRINCIPAL

The Oxford College of Engineering  
Bommanahalli, Hosur Road  
Bengaluru-560 068

विद्या सर्वत्र होभते

Estd. 1974



CHILDREN'S EDUCATION SOCIETY (Regd.)

Administrative Office :

1st Phase, J.P. Nagar, Bengaluru - 560 078. ☎ : 080 - 61754501 - 502 Fax: 080 2654 8658

## THE OXFORD COLLEGE OF ENGINEERING

[Recognized by the Govt. of Karnataka, Affiliated to Visvesvaraya Technological University, Belagavi & Approved by A.I.C.T.E., New Delhi, Accredited by NAAC & NBA New Delhi and Recognized by UGC under section 2(f)]

Bommanahalli, Hosur Road, Bengaluru - 560 068.

☎ : 080 61754601 / 602 / 604

E-mail: engprincipal@theoxford.edu Web: www.theoxford.edu

No. TOCE/EST/06/2022\ -23/392

Date: 02-09-2022

### Re-constitution of Curriculum Planning and Development Committee

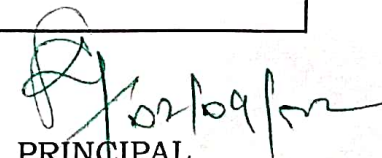
TOCE being affiliated institution has very limited role in curriculum designing. However, to ensure seem less learning experiences to the students. TOCE has constituted curriculum planning and development committee. The committee interact with all the key stake holders to ensure effective curriculum learning process. The Curriculum Delivery Committee members for the academic year 2022-2023 as follows:

Members Details

1	Dr N Kannan, Principal, Chair Person.		
2	Dr. R Ch A Naidu, Member Secretary (IQAC)		
3	Dr. Vijaya Kumari – Dean Academics	4	Dr. Preeta Charan - Dean & Research
5	Dr. Mallikarjun - Dean Exams	6	Dr. Manjunath B K - HOD - BT
7	Dr. Malleshaiah T S - HOD -CIVIL	8	Dr. M S Shashidhar - HOD - MCA
9	Dr. Manju Devi, HOD - ECE	10	Dr. P Gangavathi - HOD –S&H
11	Mr. Dharshan R, Student Member, M.Tech-Structural Engineering	12	Mr. Prashanth Ranjan, Student Member B.E (Mechanical Engineering)
13	Mr. Megan Gowda, Student Member MCA	14	Ms. Navya, Student Member B.E (Computer Science and Engineering)
15	Mr. Megharaj G Student Member - MBA	16	Mr. Danny Johnson P Student Member B.E (Electrical and Electronics Engineering)
17	Mr. Anadha Chowdary Parent	18	Mr. Nagaraj NL Parent
19	Mr. Nanda Gopal - Industry Expert - MT	20	Dr. Srinivas Talabattula - Academic Expert-ECE
21	Mr. Gaurav Mishra - Alumni		

Copy to:

1. The Chairman, The Oxford Educational Institutions,
2. All Deans, TOCE
3. All HODs, TOCE
4. IQAC

  
PRINCIPAL  
PRINCIPAL  
The Oxford College of Engineering  
Bommanahalli, Hosur Road  
Bengaluru-560 068



**CHILDREN'S EDUCATION SOCIETY (REGD.)**

Administrative Office:

1<sup>st</sup> Phase JP Nagar, Bengaluru – 560 078

☎: 080-61754501 – 502 Fax: 080-2654 8658

## **THE OXFORD COLLEGE OF ENGINEERING**

(Recognized by the Govt. of Karnataka, Affiliated to Visvesvaraya Technological University, Belagavi & Approved by A.I.C.T.E. New Delhi)

Bommanahalli, Hosur Road, Bangalore –560068.

☎: 080 -61754601/602, Fax: 080 – 25730551 E-mail: [engprincipal@theoxford.edu](mailto:engprincipal@theoxford.edu) Web: [www.theoxford.edu](http://www.theoxford.edu)

### **ACTION PLAN REPORT (2022-23-EVEN)**

SL.NO.	MOM – No.	ACTION PLANNED	STATUS
1.	3	The Internship/Field Visit/Project	As planned for the semester all departments conducted the Internship/Field Visit/Projects
2.	6	Course File / Pedagogical Methods:	As directed it was implemented by all departments
3.	9	Value Added Courses, Content beyond syllabus	As per the plan it was implemented
4.	10	Feedback analysis	Feedback was taken by all departments during the semester
5.	11	Implementation of OBE Matrix	OBE Matrix was followed by all departments
6.	12	Students Centric Methods	The student's centric methods were incorporated in all departments
7.	13	Action Plan for Slow learners and Advanced Learners	Remedial classes were conducted for slow learners & the advanced learners.
8.	11	DAC	DAC meeting was conducted before the beginning of the semester in all departments

**Principal**

**PRINCIPAL**

The Oxford College of Engineering  
Bommanahalli, Hosur Road  
Bengaluru-560 068

Copy to:  
The Chairman, The Oxford Educational Institutions  
All HODs.  
IQAC

**CLASS COMMITTEE  
MEETING**



Children's Education Society ®  
THE OXFORD COLLEGE OF ENGINEERING  
DEPARTMENT OF BIOTECHNOLOGY

(Approved by AICTE & Accredited by NAAC & NBA, New Delhi & Affiliated to VTU, Belgaum)

MINUTES OF CLASS COMMITTEE MEETING FOR CIE - I RESULT ANALYSIS

Date: 30/10/23

Time: 4.00 to 4.30 PM

Agenda of the meeting: To review the performance of 7<sup>th</sup> semester students in CIE - I

A meeting was conducted to review the performance of 7<sup>th</sup> semester students under the following points.

1. Review of top performing students
2. To identify slow learners
3. To Identify consistent low performers /High performers
4. Remedial action to improvise the student's performance
5. Monitoring of BE honors enrolled candidates

Staff members were asked to submit I CIE analysis based on the above said points.

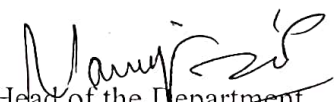
Dr. Indulekha John submitted the following details

1. Top performing students list
2. Slow learners list
3. Action Plan for improving students' performance
4. List of consistent low performing students
5. Remedial action to improvise the student's performance

The Result was analyzed and action plan for continuing student's 100% performance is discussed.

Action plan for improving consistently low performing students were made and all the faculties are requested to give due concentration on the listed students with additional coaching and repeated class test.

Faculties handling the classes for 7<sup>th</sup> semester were advised to monitor the performance of consistently good performing students, consistently low performing and average performing students.

  
Head of the Department  
**DR. B.K. MANJUNATHA**  
Professor & Head  
Department of Biotechnology  
The Oxford College of Engineering  
Bengaluru-560 068.



Children's Education Society ®  
THE OXFORD COLLEGE OF ENGINEERING  
DEPARTMENT OF BIOTECHNOLOGY

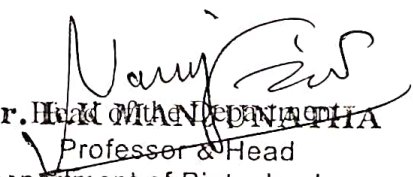
(Approved by AICTE & Accredited by NAAC & NBA, New Delhi & Affiliated to VTU, Belgaum)

VII SEM

OVERALL PASS PERCENTAGE

	I – CIE
NO OF STUDENTS PASSED	27
NO OF STUDENTS FAILED	4
NO OF STUDENTS ABSENT	3
NO OF STUDENTS APPEARED	31
OVERALL PASS PERCENTAGE	87

	I – CIE
One Subject Failed	3
Two Subjects Failed	0
Three Subjects and more Failed	1

  
Dr. Manjunatha  
Professor & Head  
Department of Biotechnology  
The Oxford College of Engineering  
Bengaluru-560 068.






Children's Education Society ®  
THE OXFORD COLLEGE OF ENGINEERING  
DEPARTMENT OF BIOTECHNOLOGY

(Approved by AICTE & Accredited by NAAC & NBA, New Delhi & Affiliated to TU, Belgaum)

VII SEM

COMPARITIVE ANLYSIS OF SUBJECTWISE PERFORMANCE

Sl. No	Subject Code	Subject	Faculty	CIE - I Pass %
1	18BT71	Bioprocess Engineering	Dr. Indulekha John	97
2	18BT72	Clinical & Pharmaceutical Biotechnology	Ms. Ramya K	97
3	18BT731	Process Equipment & Plant Design	Dr. K. Valarmathy	94
4	18BT741	Bioethics, Biosafety & IPR	Dr. Amulya G	97
5	18ME751	Energy & Environment	Ms. Tamizharasi P	97

  
Head of the Department  
**DR. B.R. MANJUNATHA**  
Professor & Head  
Department of Biotechnology  
The Oxford College of Engineering  
Bengaluru-560 068.




Children's Education Society ®  
THE OXFORD COLLEGE OF ENGINEERING  
DEPARTMENT OF BIOTECHNOLOGY

(Approved by AICTE & Accredited by NAAC & NBA, New Delhi & Affiliated to VTU, Belgaum)

VII SEM

Top Performers

1.	1OX20BT003	ARPITHA.G. M	99
2.	1OX20BT023	SANDHYA	99
3.	1OX20BT005	CHANDANA M	97
4.	1OX20BT029	SUPRADHA N	95
5.	1OX20BT032	VIBHA. J	94
6.	1OX20BT010	MADHUSHREE K. V	93
7.	1OX20BT033	VIVEDHITHA S	91
8.	1OX20BT025	SHANTHAMALLA BHAKRE	90
9.	1OX20BT009	GREESHMA N	89
10.	1OX20BT004	ASHITHA K	87
11.	1OX20BT018	RAKESH B. M	87
12.	1OX20BT017	PAVITHRA S. K	83
13.	1OX20BT031	UMME AYMAN	79
14.	1OX20BT006	DEEKSHA R	78
15.	1OX20BT019	S. SIVARAKSANA	76

  
**DR. B. K. MANJUNATHA**  
Head of the Department  
Professor & Head  
Department of Biotechnology  
The Oxford College of Engineering  
Bengaluru-560 068.




Children's Education Society ®  
THE OXFORD COLLEGE OF ENGINEERING  
DEPARTMENT OF BIOTECHNOLOGY

(Approved by AICTE & Accredited by NAAC & NBA, New Delhi & Affiliated to VTU, Belgaum)

VII SEM

Slow Learners-I CIE

LIST OF SLOW LEARNERS (LESS THAN 60%)			
1	1OX20BT034	YATEESH.M. N	51
2	1OX20BT001	ABHISHEK.P	51
3	1OX20BT016	PAVANLS	43

  
Dr. B.K. JINDAL  
Head of the Department  
Department of Biotechnology  
The Oxford College of Engineering  
Bangalore-560 008.




Children's Education Society ®  
THE OXFORD COLLEGE OF ENGINEERING  
DEPARTMENT OF BIOTECHNOLOGY

(Approved by AICTE & Accredited by NAAC & NBA, New Delhi & Affiliated to VTU, Belgaum)

VII SEM

Comparative analysis of Failures

Sl. No.	USN	NAME	I-CIE	No. of Subjects failed
1	1OX20BT001	ABHISHEK.P	FAIL	1
2	1OX20BT016	PAVANIS	FAIL	3
3	1OX20BT034	YATEESH.M. N	FAIL	1
4	1OX17BT350	SIBAJITH SAIKIA	FAIL	1

  
Head of the Department  
Dr. R. Manjunatha  
Professor & Head  
Department of Biotechnology  
The Oxford College of Engineering  
Bangalore-560 069.

## THE OXFORD COLLEGE OF ENGINEERING

Dept. of Biotechnology

Bommanahalli, Bangalore - 560068


### CIE - I-Consolidated Marks Statement

S.No.	USN	Name	18BT71	18BT72	18BT731	18BT741	18ME751	No of subjects passed	No of subjects failed	No of subjects absent	PASS/FAIL	%
1	10X20BT001	ABHISHEK.P	9	15	15	23	15	4	1	0	FAIL	51
2	10X20BT002	ANVITHA.M. A	24	19	A	A	22	3	0	2	A	A
3	10X20BT003	ARPITHA.G. M	30	28	30	30	30	5	0	0	PASS	99
4	10X20BT004	ASHITHA .K	28	26	23	29	25	5	0	0	PASS	87
5	10X20BT005	CHANDANA . M	29	28	30	30	28	5	0	0	PASS	97
6	10X20BT006	DEEKSHA. R	17	20	27	29	24	5	0	0	PASS	78
7	10X20BT007	DEEPIKA.Y	24	24	16	23	24	5	0	0	PASS	74
8	10X20BT008	DIVYA.J	21	25	17	24	20	5	0	0	PASS	71
9	10X20BT009	GREESHMA N	30	27	28	28	20	5	0	0	PASS	89
10	10X20BT010	MADHUSHREE.K.V	29	29	27	25	30	5	0	0	PASS	93
11	10X20BT012	MEGHANA.M. RAJU	24	23	19	27	17	5	0	0	PASS	73
12	10X20BT013	NALLI GRETAL	22	18	18	27	20	5	0	0	PASS	70
13	10X20BT014	NANDISH PATEL.L	16	21	20	26	19	5	0	0	PASS	68
14	10X20BT015	PAVANA .B.N	30	28	A	A	A	2	0	3	A	A
15	10X20BT016	PAVANI.S	17	13	16	6	12	2	3	0	FAIL	43
16	10X20BT017	PAVITHRA S.K	24	29	21	27	23	5	0	0	PASS	83
17	10X20BT018	RAKESH.B. M	27	25	28	27	23	5	0	0	PASS	87
18	10X20BT019	S.SIVARAKSANA	28	22	21	23	20	5	0	0	PASS	76
19	10X20BT020	SAHANA .J	30	28	A	A	A	2	0	3	A	A
20	10X20BT021	SAKSHIN KUMAR .S	23	19	28	21	20	5	0	0	PASS	74
21	10X20BT022	SAMPATHIKOTE SAMRE	20	27	21	19	15	5	0	0	PASS	68
22	10X20BT023	SANDHYA	30	28	30	30	30	5	0	0	PASS	99
23	10X20BT024	SHANNEN SHERIL	18	15	24	19	19	5	0	0	PASS	63
24	10X20BT025	SHANTHAMALLA BHAK	30	28	21	28	28	5	0	0	PASS	90
25	10X20BT026	SHREYA POTTOJOSHI	20	16	15	27	16	5	0	0	PASS	63
26	10X20BT027	SRINIDHI .N	22	15	15	17	21	5	0	0	PASS	60
27	10X20BT028	SRUSHTI. K	18	21	16	29	21	5	0	0	PASS	70
28	10X20BT029	SUPRADHA.N	24	28	30	30	30	5	0	0	PASS	95
29	10X20BT030	TAZKIYA IRSHAD	17	27	21	19	24	5	0	0	PASS	72
30	10X20BT031	UMME AYMAN	23	23	21	26	25	5	0	0	PASS	79
31	10X20BT032	VIBHA. J	30	29	26	28	28	5	0	0	PASS	94
32	10X20BT033	VIVEDHITHA. S	24	28	28	28	28	5	0	0	PASS	91
33	10X20BT034	YATEESH.M. N	15	16	10	21	15	4	1	0	FAIL	51
34	10X17BT350	SIBAJITH SAIKIA	19	17	11	22	21	4	1	0	FAIL	60

No of Students Absent	0	0	3	3	2
No Students Appeared	34	34	31	31	32
No of Students Failed	1	1	2	1	1
No of Students Passed	33	33	29	30	31
Pass Percentage	97	97	94	97	97

One Subject Failed	3
Two Subjects Failed	0
More than 3 Subjects Failed	1

NO OF STUDENTS PASSED	27
NO OF STUDENTS FAILED	4
NO OF STUDENTS ABSENT	3
NO OF STUDENTS APPEARED	31
OVERALL PASS PERCENTAGE	87

  
**MANJUNATH**  
 Professor & Head  
 Department of Biotechnology  
 The Oxford College of Engineering  
 Bengaluru-560 068.



THE OXFORD COLLEGE OF ENGINEERING  
DEPARTMENT OF BIOTECHNOLOGY

4D. CIE performance analysis

Sl. No	USN	Name	18BT71	18BT72	18BT731	18BT741	18ME751	No of Subjects Failed	Attendance %
1	10X20BT001	Abhishek.P	9	15	15	23	15	1	89
2	10X20BT002	Anvitha.M. A	24	19	A	A	22	0	69
3	10X20BT003	Arpitha.G. M	30	28	30	30	30	0	81
4	10X20BT004	Ashitha .K	28	26	23	29	25	0	61
5	10X20BT005	Chandana . M	29	28	30	30	28	0	96
6	10X20BT006	Deeksha. R	17	20	27	29	24	0	89
7	10X20BT007	Deepika.Y	24	24	16	23	24	0	72
8	10X20BT008	Divya.J	21	25	17	24	20	0	89
9	10X20BT009	Greeshma N	30	27	28	28	20	0	87
10	10X20BT010	Madhushree.K.V	29	29	27	25	30	0	85
11	10X20BT012	Meghana.M. Raju	24	23	19	27	17	0	81
12	10X20BT013	Nalli GretaI	22	18	18	27	20	0	77
13	10X20BT014	Nandish Patel.L	16	21	20	26	19	0	61
14	10X20BT015	Pavana .B.N	30	28	A	A	A	0	84
15	10X20BT016	Pavani.S	17	13	16	6	12	3	63
16	10X20BT017	Pavithra S.K	24	29	21	27	23	0	72
17	10X20BT018	Rakesh.B. M	27	25	28	27	23	0	87
18	10X20BT019	S.Sivaraksana	28	22	21	23	20	0	74
19	10X20BT020	Sahana .J	30	28	A	A	A	0	80
20	10X20BT021	Sakshin Kumar .S	23	19	28	21	20	0	89
21	10X20BT022	Sampathikote Samreen	20	27	21	19	15	0	73
22	10X20BT023	Sandhya	30	28	30	30	30	0	87
23	10X20BT024	Shannen Sheril	18	15	24	19	19	0	78
24	10X20BT025	Shanthamalla Bhakre	30	28	21	28	28	0	83
25	10X20BT026	Shreya Pottojoshi	20	16	15	27	16	0	18
26	10X20BT027	Srinidhi .N	22	15	15	17	21	0	59
27	10X20BT028	Srushti. K	18	21	16	29	21	0	81
28	10X20BT029	Supradha.N	24	28	30	30	30	0	82
29	10X20BT030	Tazkiya Irshad	17	27	21	19	24	0	78
30	10X20BT031	Umme Ayman	23	23	21	26	25	0	69
31	10X20BT032	Vibha. J	30	29	26	28	28	0	82

Performance analysis of BE honors

Sl. No.	USN	Name	CIE I %	CIE II %	CIE III %	SEE (CGPA)
1.	1OX20BT003	Arpitha.G. M	99			
2.	1OX20BT004	Ashitha K	87			
3.	1OX20BT005	Chandana M	97			
4.	1OX20BT006	Deeksha R	78			
5.	1OX20BT009	Greeshma N	89			
6.	1OX20BT010	Madhushree K. V	93			
7.	1OX20BT012	Meghana M Raju	73			
8.	1OX20BT015	Pavana .B.N	A			
9.	1OX20BT017	Pavithra S. K	83			
10.	1OX20BT019	S. Sivaraksana	76			
11.	1OX20BT020	Sahana J	A			
12.	1OX20BT022	Sampathikota Samreen	68			
13.	1OX20BT023	Sandhya	99			
14.	1OX20BT029	Supradha N	95			
15.	1OX20BT030	Tazkiya Irshad	72			
16.	1OX20BT032	Vibha. J	94			
17.	1OX20BT033	Vivedhitha S	91			

*M. K. Khanna*  
**M. K. KHANNA**  
 Professor & Head  
 Department of Biotechnology  
 The Oxford College of Engineering  
 Bengaluru-560 068.

*V. Gal*  
 Dean Academics  
 7/11/2023

*S. Sivaraksana*  
 Principal

# RESULT ANALYSIS





## MINUTES OF CLASS COMMITTEE MEETING FOR II -CIE RESULT ANALYSIS

Date: 08/06/23

Time: 9.30 to 10.30 AM

Agenda of the meeting: To review the performance of 6<sup>th</sup> semester students II CIE

A meeting was conducted to review the performance of 6<sup>th</sup> semester students under the following points.

1. Review of top performing students
2. To identify slow learners
3. To Identify consistent low performers /High performers
4. Remedial action to improvise the student's performance

Staff members were asked to submit II CIE analysis based on the above said points.


Dr. Indulekha John submitted the following details

1. Top performing students list
2. Slow learners list
3. Action Plan for improving students' performance
4. List of consistent low performing students
5. Remedial action to improvise the student's performance

The Result was analyzed and action plan for continuing student's 100% performance is discussed.

Action plan for improving consistently low performing students were made and all the faculties are requested to give due concentration on the listed students with additional coaching and repeated class test.

Faculties handling the classes for 6<sup>th</sup> semester were advised to monitor the performance of consistently good performing students, consistently low performing and average performing students.

  
Dr. B.R. Manjunatha  
Professor & Head  
Department of Biotechnology  
The Oxford College of Engineering  
Bengaluru-560 068.



Children's Education Society ®  
THE OXFORD COLLEGE OF ENGINEERING  
DEPARTMENT OF BIOTECHNOLOGY


(Approved by AICTE & Accredited by NAAC & NBA, New Delhi & Affiliated to VTU, Belgaum)

VI SEM

OVERALL PASS PERCENTAGE

	I – CIE	II – CIE
NO OF STUDENTS PASSED	21	19
NO OF STUDENTS FAILED	11	9
NO OF STUDENTS ABSENT	2	6
NO OF STUDENTS APPEARED	32	28
OVERALL PASS PERCENTAGE	66	68

	I – CIE	II – CIE
One Subject Failed	5	6
Two Subjects Failed	5	2
Three Subjects and more Failed	1	1

  
Dr. H. S. Srinivasiah  
Head of the Department  
Professor & Head  
Department of Biotechnology  
The Oxford College of Engineering  
Bengaluru-560 068.




Children's Education Society ®  
THE OXFORD COLLEGE OF ENGINEERING  
DEPARTMENT OF BIOTECHNOLOGY

(Approved by AICTE & Accredited by NAAC & NBA, New Delhi & Affiliated to TU, Belgaum)

VI SEM

COMPARITIVE ANALYSIS OF SUBJECTWISE PERFORMANCE

S.NO	SUB CODE	SUBJECT	FACULTY	I-CIE PASS %	II-CIE PASS %
1	18BT61	Bioprocess Control & Automation	Dr. K. Valarmathy	82	79
2	18BT62	Bioprocess Equipment Design & CAED	Dr. Indulekha John	70	76
3	18BT63	Bioinformatics	Dr. Salma Kausar M.	91	88
4	18BT641	Food Process Engineering	Ms. Mira Chares S.	100	100
5	18CS653	Java Programming	Mr. Karthik	94	96

  
-- MARY J UNATHA  
Head of the Department  
Professor & Head  
Department of Biotechnology  
The Oxford College of Engineering  
Bengaluru-560 068.



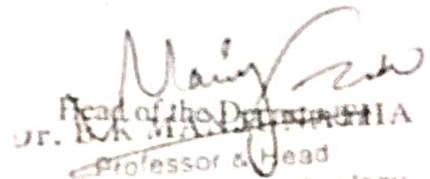
Children's Education Society ®  
THE OXFORD COLLEGE OF ENGINEERING  
DEPARTMENT OF BIOTECHNOLOGY

(Approved by AICTE & Accredited by NAAC & NBA, New Delhi & Affiliated to VTU, Belgaum)

VI SEM

Top Performers

S.NO	USN	NAME	I - CIE %	II- CIE %
1	1OX20BT005	CHANDANA . M	96	95
2	1OX20BT023	SANDHYA	96	99
3	1OX20BT029	SUPRADHAN	96	96
4	1OX20BT003	ARPITHA.G. M	94	94
5	1OX20BT010	MADHUSHREE.K.V	93	90
6	1OX20BT033	VIVEDHITHA. S	93	95
7	1OX20BT015	PAVANA .B.N	92	96
8	1OX20BT017	PAVITHRA S.K	92	95
9	1OX20BT020	SAHANA J	91	96
10	1OX20BT004	ASHITHA .K	88	96

  
Dr. R. K. MANJUNATHA  
Professor & Head  
Department of Biotechnology  
The Oxford College of Engineering  
Bengaluru-560 088.




Children's Education Society ®  
THE OXFORD COLLEGE OF ENGINEERING  
DEPARTMENT OF BIOTECHNOLOGY

(Approved by AICTE & Accredited by NAAC & NBA, New Delhi & Affiliated to VTU, Belgaum)

VI SEM

Slow Learners-II CIE

LIST OF SLOW LEARNERS (LESS THAN 60%)			
1	1OX20BT021	SAKSHIN KUMAR .S	59
2	1OX20BT034	YATEESH.M. N	53
3	1OX20BT007	DEEPIKA.Y	50
4	1OX17BT350	SIBAJITH SAIKIA	44
5	1OX20BT001	ABHISHEK.P	46
6	1OX20BT002	ANVITHA.M. A	A
7	1OX20BT008	DIVYA.J	A
8	1OX20BT016	PAVANI.S	A
9	1OX20BT019	S.SIVARAKSANA	A
10	1OX20BT024	SHANNEN SHERIL	A
11	1OX20BT027	SRINIDHI .N	A
1	1OX20BT021	SAKSHIN KUMAR .S	59

  
Head of the Department  
B.K. MANJUNATHA  
Professor & Head  
Department of Biotechnology  
The Oxford College of Engineering  
Bengaluru-560 068.




Children's Education Society ®  
THE OXFORD COLLEGE OF ENGINEERING  
DEPARTMENT OF BIOTECHNOLOGY

(Approved by AICTE & Accredited by NAAC & NBA, New Delhi & Affiliated to VTU, Belgaum)

VI SEM

Comparative analysis of Failures

S. No.	USN	NAME	I-CIE	No. of Subjects failed	II- CIE	No. of Subjects failed
1	1OX20BT014	NANDISH PATEL.L	FAIL	2	PASS	NA
2	1OX20BT031	UMME AYMAN	FAIL	1	PASS	NA
3	1OX20BT026	SHREYA POTTOJOSHI	FAIL	1	PASS	NA
4	1OX20BT022	SAMPATHIKOTE SAMREEN	FAIL	2	FAIL	1
5	1OX20BT007	DEEPIKA.Y	FAIL	1	FAIL	1
6	1OX20BT028	SRUSHTI. K	FAIL	1	FAIL	1
7	1OX20BT034	YATEESH.M. N	FAIL	1	FAIL	1
8	1OX20BT013	NALLI GRETAL	FAIL	2	FAIL	1
9	1OX20BT021	SAKSHIN KUMAR .S	FAIL	2	FAIL	1
10	1OX17BT350	SIBAJITH SAIKIA	FAIL	2	FAIL	3
11	1OX20BT024	SHANNEN SHERIL	FAIL	4	A	NA
12	1OX20BT030	TAZKIYA IRSHAD	PASS	NA	FAIL	2

  
ANJANNA  
Head of the Department  
Department of Biotechnology  
The Oxford College of Engineering  
Bengaluru-560 068.



**THE OXFORD COLLEGE OF ENGINEERING**  
DEPARTMENT OF BIOTECHNOLOGY


**2<sup>nd</sup> CIE result analysis**

**4. A. TEST ANALYSIS**

CLASS (BRANCH/ YEAR /SEC)	CLASS STRENGTH	NO. OF STUDENTS APPEARED	NO. OF STUDENTS PASSED IN ALL SUBJECTS	OVERALL PASS %	NO. OF STUDENTS FAILED IN			OVERALL PASS PERCENTAGE IN			COMPARED TO PREVIOUS TEST		DATE ON WHICH PROGRESS REPORT COMMUNICATED TO ALL PARENTS.
					1 SUB	2 SUB	3 & MORE SUB	TEST 1	TEST 2	TEST 3	NO. OF NEW FAILURES FROM THIS TEST	NO. OF NEW ALL PASSES COMPARED TO PREVIOUS TEST	
BT/3YR/6	34	28	19	68	6	2	1	66	68	NA	1	3	


Attach Class wise failed students list as Annexure A.

  
**PRINCIPAL**  
 The Oxford College of Engineering  
 Bommanahalli, Hosur Road  
 Bengaluru-560 068

  
**DR. B.K. MANJUNATHA**  
 Professor & Head  
 Department of Biotechnology  
 The Oxford College of Engineering  
 Bengaluru-560 068.

**4. B. TEST PERFORMANCE FOLLOW-UPS**


STAFF PRODUCED RESULTS LESS THAN 75%							
STAFF NAME	DEPT.	SUBJECT	PASS %	NATURE OF SUBJECT (Analytical / Theory)	OBSERVATIONS FROM TEST PERFORMANCE	ACTION TAKEN	EFFECTIVENESS
Nil							

  
**Urvashi K. Narayan**  
 Professor & Head  
 Department of Biotechnology  
 The Oxford College of Engineering  
 Bengaluru-560 058



#### 4.C. TEST PERFORMANCE IMPROVEMENT STRATEGIES

DEPARTMENT	PASS PERCENTAGE	IMPROVEMENT STRATEGIES	INITIATED FROM	EFFECTIVENESS /EXPECTED OUTCOME
BT	68 %	<ol style="list-style-type: none"> <li>1. Organizing tutorial classes for the numerical subjects</li> <li>2. Unit test after the completion of each module</li> <li>3. Revision on important topics</li> <li>4. Remedial classes for failed students</li> </ol>	05/06/2023	Improvement in 3 <sup>rd</sup> CIE

  
**DR. E. K. MANJUNATHA**  
 Professor & Head  
 Department of Biotechnology  
 The Oxford College of Engineering  
 Bengaluru-560 068.



CHILDREN'S EDUCATION SOCIETY (REGD)

## THE OXFORD COLLEGE OF ENGINEERING

Bommanahalli, Hosur Road, Bangalore – 68  
080-30219601, Fax: 080-25730551, 30219629,  
Website: <http://www.theoxford.edu/engineering/>

(Approved by AICTE, NBA, New Delhi & Affiliated to VTU, Belgaum)



### COMPUTER SCIENCE AND ENGINEERING

Date: 18.07.2023

**4<sup>th</sup> Semester First CIE Result Analysis, Minutes of Meeting held on 18<sup>th</sup> July 2023, 3:30 PM – 4.30 PM @ HOD chamber, Dept of CSE TOCE, Bangalore**

**Members Present:**

S.No	Name of the Member	Designation
1	Dr. B. K. Manjunath	Professor & HOD Dept of BT
2	Dr. Tharaka Rami Reddy	Professor & HOD Dept of MBA
3	Dr. Bindu Madavi P	Professor, HOD / AI & ML
4	Dr. E Saravana kumar	Professor, Dept of CSE
5	Prof. Chandran	Assistant Professor, Maths
6	Ms. Jesy Janet Kumari	Assistant Professor, CSE
7	Ms. Asha Kumari A	Assistant Professor, CSE
8	Ms. Chaithrashree	Assistant Professor, CSE
9	Ms. Sajida Tabasum	Assistant Professor, CSE
10	Ms. Sheeba kumari	Assistant Professor, ECE



#### **4<sup>th</sup> Sem First Continuous Internal Assessment Result Analysis Meeting Proceedings Of The Meeting:**


- Dr. E Saravana Kumar, Professor Dept of CSE, welcomed the committee members to the department.
- Dr. B. K Manjtunath, Professor and Head, Dept of BT, started the 1st CIE result Analysis meeting by verifying the MRR and CIE marks sheets.
- Action plans for the improving the performance of the students were discussed.
- Answer scripts were randomly selected from each section of 4<sup>th</sup> semester for analysis.
- Evaluation Committee members checked the answer books (Blue Books), Question paper and Scheme for any discrepancies in the correction, blooms taxonomy levels and they have pointed out the mistakes, gave the suggestions to correct the mistakes, which are listed below:
- Finalized marks should be updated in the details of the internal test marks tabular form.

- If students have written extra questions that has to be indicated clearly.
- Proper comments should be given when there is deduction of marks.

Dr. E Saravana Kumar thanked the committee members for conducting the evaluation and for the valuable suggestions.

Narayan. 20/07/23.  
HOD CSE

HEAD OF THE DEPARTMENT  
DEPARTMENT OF COMPUTER SCIENCE AND ENGINEERING  
THE OXFORD COLLEGE OF ENGINEERING  
BENGALURU - 560 068

  
PRINCIPAL  
PRINCIPAL  
The Oxford College of Engineering,  
Bommanahalli, Hosur Road  
Bengaluru-560 068



DEPARTMENT OF COMPUTER SCIENCE AND ENGINEERING  
 THE OXFORD COLLEGE OF ENGINEERING  
 Hosur Road, Bommanahalli, Bengaluru-560 068  
 Website: [www.theoxford.edu](http://www.theoxford.edu) Email : [gnprincipal@theoxford.edu](mailto:gnprincipal@theoxford.edu)  
 (Approved by AICTE, New Delhi, Accredited by NBA, New Delhi & Affiliated to VTU, Belgaum)

Academic Semester: June 2023 to Oct 2023

#### 4. A. TEST ANALYSIS

##### ASEMESTER Result Analysis

CLASS (BRANCH/ YEAR /SEC)	CLASS STRENGTH	NO. OF STUDENTS APPEARED FOR ALL SUBJECTS	NO. OF STUDENTS PASSED IN ALL SUBJECTS	OVERALL PASS %	NO. OF STUDENTS FAILED IN			OVERALL PASS PERCENTAGE IN			COMPARED TO PREVIOUS TEST		DATE ON WHICH PROGRESS REPORT COMMUNICATED TO ALL PARENTS
					1 SUB	2 SUB	3 & MORE SUB	TEST 1	TEST 2	TEST 3	NO. OF NEW FAILURES FROM THIS TEST	NO. OF NEW PASSES COMPARED TO PREVIOUS TEST	
CSE/2YR/4A	65	60	50	83.33	4	1	5	74.6	83.3	NA	4	8	28/08/2023
CSE/2YR/4B	63	59	51	86.44	7	1	0	73	86.4	NA	3	9	
CSE/2YR/4C	65	54	48	88.88	4	1	1	76.6	88.8	NA	2	6	

#### 4. B. TEST PERFORMANCE FOLLOW-UPS

STAFF PRODUCED RESULTS LESS THAN 75%							
STAFF NAME	DEPT.	SUBJECT	PASS %	NATURE OF SUBJECT (Analytical / Theory)	OBSERVATIONS FROM TEST PERFORMANCE	ACTION TAKEN	EFFECTIVENESS
NIL							

#### 4. C. TEST PERFORMANCE IMPROVEMENT STRATEGIES

DEPARTMENT	PASS PERCENTAGE	IMPROVEMENT STRATEGIES	INITIATED FROM	EFFECTIVENESS / EXPECTED OUTCOME
CSE	84.3	1. Revision before the conduction of 3 <sup>rd</sup> CIE 2. Class test to be conducted after every module	23/08/2023	<ul style="list-style-type: none"> <li>• After conducting remedial classes improvement in Teaching and Learning Effectiveness</li> <li>• Number of failures reduced</li> <li>• Pass percentage Increased</li> </ul>

*Neelesh*  
HOD, CSE  
26/08/23

*U. V. Lakshmi*  
26/8/2023  
DEAN ACADEMICS

HEAD OF THE DEPARTMENT  
DEPARTMENT OF COMPUTER SCIENCE AND ENGINEERING  
THE OXFORD COLLEGE OF ENGINEERING  
BENGALURU - 560 089

PRINCIPAL  
PRINCIPAL  
The Oxford College of Engineering  
Bommanahalli, Hosur Road  
Bengaluru - 560 089

*Principals*

#### 4. A. TEST ANALYSIS

CLASS (BRANCH/ YEAR /SEC)	CLASS STRENGTH	NO. OF STUDENTS APPEARED	NO. OF STUDENTS PASSED IN ALL SUBJECTS	OVERALL PASS %	NO. OF STUDENTS FAILED IN			OVERALL PASS PERCENTAGE IN			COMPARED TO PREVIOUS TEST		DATE ON WHICH PROGRESS REPORT COMMUNICATED TO ALL PARENTS.
					1 SUB	2 SUB	3 & MORE SUBS	TEST 1	TEST 2	TEST 3	NO. OF NEW FAILURES FROM THIS TEST	NO. OF NEW ALL PASSES COMPARED TO PREVIOUS TEST	
ISE/2YR/3A	59	57	39	68	8	5	5	52	54	68	4	11	
ISE /2YR/3B	62	61	37	62	13	3	8	39	33	62	1	19	

Attach Classwise failed students list as Annexure A.

#### 4. B. TEST PERFORMANCE FOLLOW-UPS

STAFF PRODUCED RESULTS LESS THAN 75%												
STAFF NAME	DEPT.	SUBJECT	PASS %	NATURE OF SUBJECT (Analytical / Theory)	OBSERVATIONS FROM TEST PERFORMANCE	ACTION TAKEN	EFFECTIVENESS					
Sharon	ISE	Analog Digital and Electronics	69 72	Analytical	1. students are not clear about the questions 2. simple mistakes were made							

PRINCIPAL

The Oxford College of Engineering  
Bommanahalli, Hosur Road  
Bangalore-560 068

Dr. R. KANAGAVALLI  
PROFESSOR & HOD-ISE

The Oxford College Of Engineering  
Bommanahalli, Hosur Main Road,  
Bangalore- 560 068.

#### 4.C. TEST PERFORMANCE IMPROVEMENT STRATEGIES

DEPARTMENT	PASS PERCENTAGE	IMPROVEMENT STRATEGIES	INITIATED FROM	EFFECTIVENESS /EXPECTED OUTCOME
ISE	65%	<ol style="list-style-type: none"> <li>1. Organizing remedial classes for failed students.</li> <li>2. Organizing tutorial classes for Topper students.</li> <li>3. Planning to give more practical assignments</li> <li>4. Planning to conduct test after completion of chapter and revision class on important topics</li> <li>5. Planning to conduct test in important questions during tutorial session</li> <li>6. Planning to give more problem.</li> </ol>		<p>Improvement in Teaching and Learning Effectiveness</p>



### 5.A. UNIVERSITY EXAM RESULT ANALYSIS

CLASS (BRANCH/ YEAR /SEC)	CLASS STRENGTH	NO. OF STUDENTS APPEARED	NO. OF STUDENTS PASSED IN ALL SUBJECTS	OVERALL PASS %	OVERALL PASS % IN LAST 3 YEARS (OF SAME SEM)			NO. OF STUDENTS FAILED IN				NO. OF STUDENTS FAILED IN ALL SEMESTERS	FAILED IN THIS SEMESTER ONLY	FAILED IN PREVIOUS SEMESTERS BUT ALL PASS IN THIS SEM	
					2019-2020	2020-2021	2021-2022	1 SUB	2 SUBS	3 SUBS	>3 SUBS				
					%	%	%								
VII/ISE/A	57	56	48	87%	94%	77%	90%	6	0	0	1	NIL	NIL	6	5
VII/ISE/B	54	53	46	90%	81%	74%	92%	2	3	1	1	NIL	2	2	

UNIVERSITY EXAM: 16-01-23 to 31-01-23

### 5.B. UNIVERSITY EXAM PERFORMANCE ANALYSIS

STAFF PRODUCED RESULTS LESS THAN 75%											
STAFF NAME	DEPARTMENT	SUBJECT	PASS %	NATURE OF SUBJECT (Analytical /Theory)	OBSERVATIONS FROM EXAM PERFORMANCE	EXAM RESULTS PRODUCED BY SAME STAFF IN LAST THREE YEARS					
						2016 NIL	2016 ODD	2017 NIL	2017 ODD	2017 EVEN	2018 NIL
NIL											

PRINCIPAL

The Oxford College of Engineering  
Bommanahalli, Hosur Road  
Bengaluru-560 068

Dr. R. KANAGAVALLI  
PROFESSOR & HOD-ISE

The Oxford College Of Engineering

**4. A. TEST ANALYSIS**

TEST NO.: 3				TEST PERIOD: 5/1/2023 to 5/1/2023									
CLASS (BRANCH/ YEAR /SEC)	CLASS STRENGTH	NO. OF STUDENTS APPEARED	NO. OF STUDENTS PASSED IN ALL SUBJECTS	OVERALL PASS %	NO. OF STUDENTS FAILED IN			OVERALL PASS PERCENTAGE IN			COMPARED TO PREVIOUS TEST	NO. OF NEW/ALL PASSES COMPARED TO PREVIOUS TEST	DATE ON WHICH PROGRESS REPORT COMMUNICATED TO ALL PARENTS.
					1 SUB	2 SUB	3 & MORE SUBS	TEST 1	TEST 2	TEST 3			
ISE/3YR/6A	49	48	32	67	9	4	3	40	59	67	4	8	NA
ISE/3YR/6B	47	44	29	66	6	3	6	57	66	66	4	2	

Attach Classwise failed students list as Annexure A.

**4. B. TEST PERFORMANCE FOLLOW-UPS**

STAFF PRODUCED RESULTS LESS THAN 75%									
STAFF NAME	DEPT.	SUBJECT	PASS %	NATURE OF SUBJECT (Analytical / Theory)	OBSERVATIONS FROM TEST PERFORMANCE	ACTION TAKEN	EFFECTIVENESS		
NIL									

**4. C. TEST PERFORMANCE IMPROVEMENT STRATEGIES**

DEPARTMENT	PASS PERCENTAGE	IMPROVEMENT STRATEGIES	INITIATED FROM	EFFECTIVENESS /EXPECTED OUTCOME
ISE	66%			NA as the VTU exams have started

R. KANAKAVAR  
 PROFESSOR & HOD-ISE  
 The School of Engineering  
 V. V. N. & H. P. 2023  
 Dean - Academics  
 P. PRITHVIRAJ  
 The School of Engineering

S.No	USN	Name	sub1		sub2		sub3		sub4		sub5		Fail
			FS	18IS61	ST	18IS62	WT	18CS63	CC	18CS463	RA	18MT651	
1	10X20IS001	A KUSUMA SREE	16	16	22	22	20	23	23	28	28	0	
2	10X20IS002	A R CHANDANA	16	16	21	21	6	27	27	27	27	1	
3	10X20IS003	ABHISHEK R	22	22	29	29	15	18	18	27	27	0	
4	10X20IS004	ABUBAKAR SIDDIQ L B	20	20	29	29	11	29	29	30	30	1	
5	10X20IS005	ADHAYAN SHARMA	11	11	27	27	17	20	20	18	18	1	
6	10X20IS006	AISHWARYA H	19	19	23	23	17	27	27	30	30	0	
7	10X20IS007	AJITH S	15	15	29	29	3	16	16	14	14	2	
8	10X20IS008	AKANKSHA	15	15	28	28	21	19	19	25	25	0	
9	10X20IS009	ALFAHAD BASHA A	17	17	28	28	18	22	22	21	21	0	
10	10X20IS010	ALIYA MARIYAM A	22	22	28	28	17	30	30	28	28	0	
11	10X20IS011	AMAN SINGH	19	19	24	24	15	25	25	21	21	0	
12	10X20IS012	ANARGHYA M B	21	21	29	29	20	23	23	27	27	0	
13	10X20IS013	ANIMA KUMARI	30	30	30	30	26	30	30	30	30	0	
14	10X20IS014	ANITH VEERAMANI P	24	24	25	25	15	21	21	28	28	0	
15	10X20IS015	ANTHONY JESUS B C	22	22	30	30	20	28	28	30	30	0	
16	10X20IS016	ANUJ R K	28	28	28	28	15	28	28	27	27	0	
17	10X20IS017	BHAVANA GOUD	17	17	19	19	0	21	21	16	16	1	
18	10X20IS018	BHUMIKA JADHAV R	24	24	26	26	15	22	22	30	30	0	
19	10X20IS019	BRAHMI C SHETTY	26	26	29	29	24	29	29	30	30	0	
20	10X20IS020	CHANDAN KUMAR PAN	17	17	26	26	18	26	26	24	24	0	
21	10X20IS021	CHANDANA T	23	23	29	29	23	22	22	28	28	0	
22	10X20IS022	CHIRANTH G R	AB	AB	AB	AB	17	18	18	26	26	0	
23	10X20IS023	CHRISTO ROY	17	17	26	26	17	23	23	22	22	0	
24	10X20IS024	DARSHAN S	16	16	29	29	7	28	28	30	30	1	
25	10X20IS025	DEEKSHITA TALURI	28	28	29	29	19	24	24	30	30	0	
26	10X20IS026	DHANUSHKUMAR G	19	19	7	7	7	15	15	16	16	2	
27	10X20IS027	DILIP KUMAR B	15	15	29	29	11	26	26	24	24	1	

Total no of students

No of students appeared	48
No. of students passed in all subjects	32
No of students fail	16
FAILED IN 1 SUBJECT	9
FAILED IN 2 SUBJECT	4
FAILED IN more than 3	3
OVERALL PERCENTAGE	0.666666667
No of students absent	1

28	10X20IS028	G JAYA PRAKASH	5	16	7	16	8	3
29	10X20IS029	HARINI N	30	23	27	28	25	0
30	10X20IS030	HARIPRASAD N	4	26	15	28	23	1
31	10X20IS031	HARISHA J	4	24	16	23	27	1
32	10X20IS032	HARSHAVARDHINI V	30	30	15	30	30	0
33	10X20IS033	HARSHITHA K S	30	30	25	30	30	0
34	10X20IS034	HITHESH J	10	15	5	17	16	2
35	10X20IS035	INDHU SREE M	18	29	17	27	26	0
36	10X20IS036	K N BINDU	26	26	16	23	23	0
37	10X20IS037	KAPPALA JYOTHI	30	30	20	30	30	0
38	10X20IS038	KARTIK SAMBHU	21	28	17	28	25	0
39	10X20IS039	KUSHAL KUMAR S	15	21	15	19	21	0
40	10X20IS040	M HAMID ZAIDI	8	12	2	24	12	4
41	10X20IS041	M NANDASHRI	17	29	16	28	26	0
42	10X20IS042	MAHITHA B REDDY	28	27	16	28	24	0
43	10X20IS043	MANDEEP N	15	27	11	23	27	1
44	10X20IS044	MANVI SHAH	21	25	18	19	23	0
45	10X20IS045	MEGHANA J	26	30	22	15	25	0
46	10X20IS046	MOHAMMED DANISH S	15	18	16	21	20	0
47	10X20IS047	MOHAMMED HUZAIF	4	17	6	2	15	3
48	10X20IS048	MOHAMMED TANZIL TC	9	26	15	7	21	2
49	10X20IS049	MOHAMMED UMAIZ N	15	20	18	15	23	0
		No of Students Absent	1	1	0	0	0	0
		No Students Appeared	48	48	49	49	49	49
		No of Students Failed	8	2	12	2	3	3
		No of Students Passed	40	46	37	47	46	46
		Pass Percentage	83	96	76	96	94	94

Subject Name	FS	ST	WT	CC	RA
Subject Code	18IS61	18IS62	18IS63	18CS463	18MT651
Staff name	Indu K S	Riya Sanjesh	Vidhya	Bindya	Mr. Yadhukrishna M.R
Number of students	49	49	49	49	49
No of students absent	1	1	0	0	0
Number of students appeared	48	48	49	49	49
No of students Pass	40	46	<del>37</del>	47	46
No of students Fail	8	2	<del>12</del>	2	3
Pass percentage	83	96	76	96	94

*Handwritten signature*

30/01/2023

**DR. R. KANAGAVATHI**  
**PROFESSOR & HOD,ISE**  
 The Oxford College Of Engineering  
 Bommanahalli, Hosur Road,  
 Bangalore - 560 068

*Handwritten signature*  
 Dean In-charge

**DR. YADUKRISHNA M.R**  
**PRINCIPAL**  
 The Oxford College of Engineering  
 Bommanahalli, Hosur Road  
 Bangalore-560 068

*Handwritten signature*

S.No	USN	Name	sub1	sub2	sub3	sub4	sub5	PASS	FAIL	ABSENT
			18IS61 FS	18IS62 ST	18CS63 WT	18CS643 CC	18MT651 RA			
1	IOX20IS050	MUHAMMED ZAIN JAMBAG	25	16	15	26	24	0		
2	IOX20IS051	NAGASHRISHA M SRINIVA	26	20	15	24	27	0		
3	IOX20IS052	NAZISH JAMMAL	15	15	15	10	24	1		
4	IOX20IS053	NEHA R	29	30	23	30	30	0		
5	IOX20IS054	NIKITHA M	27	30	23	26	30	0		
6	IOX20IS055	NITHYA R	29	30	27	30	30	0		
7	IOX20IS056	NOORAIN FATHIMA	25	27	18	27	30	0		
8	IOX20IS057	P B VINOD KUMAR	15	12	11	15	0	3		
9	IOX20IS058	P NAVYA	30	30	22	30	30	0		
10	IOX20IS059	PRAHALLAD S P	22	20	20	26	30	0		
11	IOX20IS060	PRASHANTHA S M	19	22	16	26	28	0		
12	IOX20IS061	RAGHUL P	18	23	18	22	30	0		
13	IOX20IS062	RAKSHITHA H C	20	23	19	24	30	0		
14	IOX20IS063	RAVEENA M	24	28	23	29	27	0		
15	IOX20IS064	ROSHAN G B	13	9	11	16	14	4		
16	IOX20IS065	S MANOJ	7	7	9	23	9	4		
17	IOX20IS066	SAKSHI S M	25	28	15	28	30	0		
18	IOX20IS067	SAQUIB PASHA	15	19	8	15	26	1		
19	IOX20IS068	SATHYANARAYAN L	24	13	24	22	30	1		
20	IOX20IS069	SHAHISTAKHAN	AB	AB	A	AB	AB			AB
21	IOX20IS070	SHARAVANI D N	30	30	27	30	30	0		
22	IOX20IS071	SHREYA INDORIA	25	27	26	29	30	0		
23	IOX20IS072	SHREYA V	21	19	18	28	28	0		
24	IOX20IS073	SHREYAS S	10	13	11	19	24	3		
25	IOX20IS074	SHRIKARAN K S	15	13	16	24	24	1		
26	IOX20IS075	SHRUTHI R	29	29	23	30	30	0		
27	IOX20IS076	SHWETHA SHRINIVASA	11	13	7	15	20	3		
28	IOX20IS077	SIMREN BS	15	19	15	18	24	0		
29	IOX20IS078	SOWJANYA G	25	19	22	28	28	0		
30	IOX20IS079	SOWMYA R	26	27	28	28	21	0		
31	IOX20IS080	SRUSHTI K S	27	28	21	27	30	0		
32	IOX20IS081	STEPHEN VARGHESE	18	16	15	15	28	0		
33	IOX20IS082	SUHAS M D	23	21	A	22	24			AB
34	IOX20IS083	SWARNIL	16	20	15	25	30	0		

35	IOX20IS084	SYED SULAIMAN ZAMANI	19	21	17	20	30	0		
36	IOX20IS085	THULASI R	25	29	15	27	30	0		
37	IOX20IS086	UMAID JAWED	28	18	15	26	17	0		
38	IOX20IS087	VARSHA ARUN KUMAR	15	28	11	20	30	1		
39	IOX20IS088	VARSHINI N P	23	28	20	29	30	0		
40	IOX20IS090	VARUN GAYVOOR	13	7	15	17	18	2		
41	IOX20IS091	VEENA K M	28	24	10	24	28	1		
42	IOX20IS092	VJAY B R	11	22	10	20	22	2		
43	IOX20IS093	VJAY SIMHA J	22	27	15	26	30	0		
44	IOX20IS094	VIKAS B S	13	23	11	28	25	2		
45	IOX20IS095	VISHAL CHAURASIA	2	11	A	8	12			AB
46	IOX20IS096	VISHNUMURTHY HEGDE	15	21	18	21	23	0		
47	IOX20IS097	VIVEK CHAURASIYA	1	8	6	15	9	4		
		No of Students Absent	1	1	3	1	1			
		No Students Appeared	46	46	45	46	46			
		No of Students Failed	8	10	11	2	5			
		No of Students Passed	38	36	34	44	41			
		Pass Percentage	83	78	76	96	89			

Total no.of:students	47
No of students appeared	44
No.of:students passed in all subjects	29
No of students fail	15
NO.OF:STUDENTS FAILED IN 1 SUBJECT	6
NO.OF:STUDENTS FAILED IN 2 SUBJECT	3
NO.OF:STUDENTS FAILED IN more than 3 SUBJECT	6
OVERALL PERCENTAGE	0.65909091
No of students absent	



Sub Code	18IS61	18IS62	18CS63	18CS643	18MT651
Sub name	FS	ST	WT	CC	RA
Staff name	R.Preeja Mary	Mr.Yadhukrishna M.R	S.Visalini	Dr.Yanajaroselin E.C.	Channappa Gowda D V
Number of students	47	47	47	47	47
No of students absent	1	1	3	1	1
Number of students appeared	46	46	45	46	46
No of students Pass	37	36	34	44	41
No of students Fail	9	10	11	2	5
Pass percentage	80	78	76	96	89

*Handwritten signature*

*Handwritten signature: V. Badalappa*  
*Dean of the college*

*Handwritten signature: G. Srinivas*

Dr. R. KANAGASUBRAMANIAM  
 PROFESSOR & HOD-ISE  
 The Oxford College Of Engineering  
 Bommanahalli, Hosur Main Road,  
 Bangalore 560 068

PRINCIPAL  
 The Oxford College of Engineering  
 Bommanahalli, Hosur Road  
 Bengaluru-560 068

181S61

USN	NAME
10X201S064	ROSHAN G B
10X201S065	S MANOJ
10X201S073	SHREYAS S
10X201S076	SHWETHA SHRINIVASA
10X201S090	VARUN GAVOOR
10X201S092	VIJAY B R
10X201S094	VIKAS B S
10X201S095	VISHAL CHAURASIA
10X201S097	VIVEK CHAURASIYA

18CS643

USN	NAME
10X201S052	NAZISH JAMAL
10X201S095	VISHAL CHAURASIA

181S62

USN	NAME
10X201S057	P B VINOD KUMAR
10X201S064	ROSHAN G B
10X201S068	SATHYANARAYAN L
10X201S073	SHREYAS S
10X201S074	SHRIKARAN K S
10X201S076	SHWETHA SHRINIVASA
10X201S095	VISHAL CHAURASIA
10X201S097	VIVEK CHAURASIYA
10X201S090	VARUN GAVOOR
10X201S065	S MANOJ

18MT651

USN	NAME
10X201S057	P B VINOD KUMAR
10X201S064	ROSHAN G B
10X201S065	S MANOJ
10X201S095	VISHAL CHAURASIA
10X201S097	VIVEK CHAURASIYA

18CS63

USN	NAME
10X201S057	P B VINOD KUMAR
10X201S064	ROSHAN G B
10X201S065	S MANOJ
10X201S067	SAQUB PASHA
10X201S073	SHREYAS S
10X201S076	SHWETHA SHRINIVASA
10X201S087	VARSHA ARUN KUMAR
10X201S091	VEENA K M
10X201S092	VIJAY B R
10X201S094	VIKAS B S
10X201S097	VIVEK CHAURASIYA

18IS61

USN	NAME
IOX20IS005	ADHAYAN SHARMA
IOX20IS028	G JAYA PRAKASH
IOX20IS030	HARIPRASAD N
IOX20IS031	HARISHA J
IOX20IS034	HITTHESH J
IOX20IS040	M HAMID ZAIDI
IOX20IS047	MOHAMMED HUZAIF
IOX20IS048	MOHAMMED TANZIL

18MT651

USN	NAME
IOX20IS007	AJITH S
IOX20IS028	G JAYA PRAKASH

18CS63

USN	NAME
IOX20IS002	A R CHANDANA
IOX20IS004	ABUBAKAR SIDDIQ L B
IOX20IS007	AJITH S
IOX20IS017	BHAVANA GOUD
IOX20IS024	DARSIAN S
IOX20IS026	DHANUSHKUMAR G
IOX20IS027	DILIP KUMAR B
IOX20IS028	G JAYA PRAKASH
IOX20IS034	HITTHESH J
IOX20IS040	M HAMID ZAIDI
IOX20IS043	MANDHEEP N
IOX20IS047	MOHAMMED HUZAIF

18IS62

USN	NAME
IOX20IS026	DHANUSHKUMAR G
IOX20IS040	M HAMID ZAIDI

18CS463

USN	NAME
IOX20IS047	MOHAMMED HUZAIF
IOX20IS048	MOHAMMED TANZIL

18MT651

USN	NAME
IOX20IS040	M HAMID ZAIDI
IOX20IS028	G JAYA PRAKASH
IOX20IS007	AJITH S

Childrens Education Society

Feedback Report

Classwise feedback report for Faculty Feedback 2022-2023 -4th Sem By TOCENGG - M.C.A. (Sem-IV (B))

Assessment for Teacher

Question	Has the teacher covered entire syllabus (%)	Has teacher covered relevant topics beyond syllabus (%)	Pace on which contents were covered (%)	Motivation and inspiration for students to learn (%)	Support for the development of students? skill - Practical Demonstration (%)	Support for the development of students? skill - Hands on training (%)	Clarity of expectations of students (%)	Feedback provided by faculty on students progress (%)	Willingness to offer help and advice to students (%)	Effectiveness of Teacher in Terms of: Technical content/course content (%)	Effectiveness of Teacher in Terms of Communication skill (%)	Effectiveness of Teacher in Terms of: Use of teaching aids (%)	Average (%)
Faculty													
Employee Name : Prof. Mridula Shukla Course Name : 20MCA42 - Programming using C# Feedback Given / Total Student : 24 / 60 Feedback (%) : 40.00%	92.50	94.17	91.67	92.50	92.50	95.00	95.00	91.67	93.33	91.67	92.50	95.83	93.19
Employee Name : Mr. ACHUTHA J C Course Name : 20MCA41-Advances in Web Technologies Feedback Given / Total Student : 24 / 60 Feedback (%) : 40.00%	83.33	87.50	87.50	87.50	87.50	88.33	87.50	89.17	91.67	88.33	90.00	86.67	87.92

Assessment for Teacher

Question	Has the teacher covered entire syllabus (%)	Has teacher covered relevant topics beyond syllabus (%)	Pace on which contents were covered (%)	Motivation and inspiration for students to learn (%)	Support for the development of students? skill - Practical Demonstration (%)	Support for the development of students? skill - Hands on training (%)	Clarity of expectations of students (%)	Feedback provided by faculty on students' progress (%)	Willingness to offer help and advice to students (%)	Effectiveness of Teacher in Terms of: Technical content/course content (%)	Effectiveness of Teacher in Terms of Communication skill (%)	Effectiveness of Teacher in Terms of: Use of teaching aids (%)	Average (%)
Faculty													
Employee Name : Ms. LIYA NAIJU Course Name : 20MCA43- Industry Internship Feedback Given / Total Student : 27 / 60 Feedback (%) : 45.00%	90.37	85.19	86.67	82.22	85.19	85.19	85.19	87.41	82.96	87.41	88.89	88.89	86.30
Employee Name : Prof. Mridula Shukla Course Name : 20MCA43- Industry Internship Feedback Given / Total Student : 27 / 60 Feedback (%) : 45.00%	90.37	90.37	88.89	88.15	88.15	88.89	89.63	88.15	89.63	88.89	90.37	86.67	89.01
Employee Name : Dr. PUJA SHASHI Course Name : 20MCA43- Industry Internship Feedback Given / Total Student : 27 / 60 Feedback (%) : 45.00%	87.41	87.41	90.37	88.89	89.63	87.41	87.41	89.63	83.70	89.63	88.15	90.37	88.33

Question	Has the teacher covered entire syllabus (%)	Has teacher covered relevant topics beyond syllabus (%)	Pace on which contents were covered (%)	Motivation and inspiration for students to learn (%)	Support for the development of students? skill - Practical Demonstration (%)	Support for the development of students? skill - Hands on training (%)	Clarity of expectations of students (%)	Feedback provided by faculty on students' progress (%)	Willingness to offer help and advice to students (%)	Effectiveness of Teacher in Terms of: Technical content/course content (%)	Effectiveness of Teacher in Terms of Communication skill (%)	Effectiveness of Teacher in Terms of: Use of teaching aids (%)	Average (%)
Faculty													
(%) : 45.00%													
Employee Name : Mr. ACHUTHA J C Course Name : 20MCA43-Industry Internship Feedback Given / Total Student : 27 / 60 Feedback (%) : 45.00%	90.37	88.15	88.89	89.63	90.37	90.37	90.37	88.89	88.15	91.85	90.37	91.11	89.88
Employee Name : Mr. ASHOK B P Course Name : 20MCA43-Industry Internship Feedback Given / Total Student : 27 / 60 Feedback (%) : 45.00%	83.70	85.19	81.48	80.74	86.67	86.67	83.70	84.44	82.22	85.93	85.19	85.93	84.32
Employee Name : Prof. Dharamvir Course Name : 20MCA43-Industry Internship Feedback Given / Total Student : 27 / 60 Feedback (%) : 45.00%	92.59	92.59	93.33	92.59	93.33	91.85	92.59	92.59	91.85	91.11	93.33	91.85	92.47

Question	Has the teacher covered entire syllabus (%)	Has teacher covered relevant topics beyond syllabus (%)	Pace on which contents were covered (%)	Motivation and inspiration for students to learn (%)	Support for the development of students? skill - Practical Demonstration (%)	Support for the development of students? skill - Hands on training (%)	Clarity of expectations of students (%)	Feedback provided by faculty on student's progress (%)	Willingness to offer help and advice to students (%)	Effectiveness of Teacher in Terms of: Technical content/course content (%)	Effectiveness of Teacher in Terms of Communication skill (%)	Effectiveness of Teacher in Terms of: Use of teaching aids (%)	Average (%)
Faculty													
(%) : 45.00%													
Employee Name : Mr. ACHUTHA J C Course Name : 20MCA44 - Project work Phase 2 Feedback Given / Total Student : 26 / 60 Feedback (%) : 43.33%	88.46	87.69	87.69	89.23	86.92	90.00	89.23	88.46	91.54	87.69	90.77	88.46	88.85
Employee Name : Mr. ASHOK B P Course Name : 20MCA44 - Project work Phase 2 Feedback Given / Total Student : 25 / 60 Feedback (%) : 41.67%	80.80	79.20	79.20	81.60	78.40	83.20	81.60	84.80	85.60	84.80	84.00	83.20	82.20
Employee Name : Prof. Dharamvir Course Name : 20MCA44 - Project work Phase 2 Feedback Given / Total	88.80	89.60	88.00	84.80	88.00	89.60	86.40	88.00	88.00	86.40	87.20	88.80	87.80

Question	Has the teacher covered entire syllabus (%)	Has teacher covered relevant topics beyond syllabus (%)	Pace on which contents were covered (%)	Motivation and inspiration for students to learn (%)	Support for the development of students? skill - Practical Demonstration (%)	Support for the development of students? skill - Hands on training (%)	Clarity of expectations of students (%)	Feedback provided by faculty on students' progress (%)	Willingness to offer help and advice to students (%)	Effectiveness of Teacher in Terms of: Technical content/course content (%)	Effectiveness of Teacher in Terms of Communication skill (%)	Effectiveness of Teacher in Terms of: Use of teaching aids (%)	Average (%)
Faculty													
Student : 25 / 60 Feedback (%) : 41.67%													
Employee Name : Ms. LIYA NAIJU Course Name : 20MCA44 - Project work Phase 2 Feedback Given / Total Student : 25 / 60 Feedback (%) : 41.67%	88.80	91.20	92.00	91.20	92.80	92.00	93.60	92.00	92.80	93.60	92.00	92.00	92.00
Employee Name : Prof. Mridula Shukla Course Name : 20MCA44 - Project work Phase 2 Feedback Given / Total Student : 25 / 60 Feedback (%) : 41.67%	92.80	93.60	92.80	93.60	94.40	93.60	93.60	92.00	93.60	92.00	93.60	95.20	93.40
Employee Name : Dr. PUJA SHASHI Course Name : 20MCA44 - Project work Phase	88.00	84.80	86.40	86.40	86.40	87.20	85.60	88.00	88.80	88.80	88.80	90.40	87.47





Childrens Education Society

Feedback Report

Classwise feedback report for Faculty Feedback By TOCENGG - M.C.A. (Sem-I (A))

Assessment for Teacher

Question	Has teacher covered relevant topics beyond syllabus (%)	Pace on which contents were covered (%)	Motivation and inspiration for students to learn (%)	Support for the development of students? skill - Practical Demonstration (%)	Support for the development of students? skill - Hands on training (%)	Clarity of expectations of students (%)	Feedback provided by faculty on students progress (%)	Willingness to offer help and advice to students (%)	Effectiveness of Teacher in Terms of: Technical content/course content (%)	Effectiveness of Teacher in Terms of Communication skill (%)	Effectiveness of Teacher in Terms of: Use of teaching aids (%)	Average (%)
Faculty												
Employee Name : Prof. Varalakshmi L Course Name : 22MCA11- Mathematical foundation for computer application Feedback Given / Total Student : 38 / 60 Feedback (%) : 63.33%	85.79	86.84	84.74	86.32	86.32	87.89	85.79	86.32	85.26	84.21	88.42	86.17
Employee Name : Mr. ACHUTHA J C Course Name : 22MCA12- Operating system concepts Feedback Given / Total Student : 35 / 60 Feedback (%) : 58.33%	83.43	86.86	84.57	84.00	81.71	85.14	85.71	84.57	86.86	89.14	85.14	85.19

Question	Has teacher covered relevant topics beyond syllabus (%)	Pace on which contents were covered (%)	Motivation and inspiration for students to learn (%)	Support for the development of students? skill - Practical Demonstration (%)	Support for the development of students? skill - Hands on training (%)	Clarity of expectations of students (%)	Feedback provided by faculty on student's progress (%)	Willingness to offer help and advice to students (%)	Effectiveness of Teacher in Terms of: Technical content/course content (%)	Effectiveness of Teacher in Terms of Communication skill (%)	Effectiveness of Teacher in Terms of: Use of teaching aids (%)	Average (%)
Faculty												
Employee Name : Prof. Dharamvir Course Name : 22MCA12- Operating system concepts Feedback Given / Total Student : 35 / 60 Feedback (%) : 58.33%	88.00	88.00	85.71	87.43	87.43	85.14	88.00	89.71	86.86	88.00	86.29	87.32
Employee Name : Ms. LIYA NAIJU Course Name : 22MCA13- Data structures with algorithms Feedback Given / Total Student : 35 / 60 Feedback (%) : 58.33%	82.86	82.29	81.14	81.14	81.71	82.29	78.29	81.14	82.29	81.14	82.29	81.51
Employee Name : Mr. ASHOK B P Course Name : 22MCA14- computer network Feedback Given / Total Student : 37 / 60 Feedback (%) : 61.67%	80.54	81.62	79.46	77.30	79.46	77.30	81.08	78.92	80.00	81.08	80.54	79.75
Employee Name : Dr.	89.47	89.47	90.00	90.53	89.47	89.47	86.84	91.05	90.53	90.53	88.95	89.66

Question	Has teacher covered relevant topics beyond syllabus (%)	Pace on which contents were covered (%)	Motivation and inspiration for students to learn (%)	Support for the development of students? skill - Practical Demonstration (%)	Support for the development of students? skill - Hands on training (%)	Clarity of expectations of students (%)	Feedback provided by faculty on students progress (%)	Willingness to offer help and advice to students (%)	Effectiveness of Teacher in Terms of: Technical content/course content (%)	Effectiveness of Teacher in Terms of Communication skill (%)	Effectiveness of Teacher in Terms of: Use of teaching aids (%)	Average (%)
Faculty												
PUJA SHASHI Course Name : 22MCA15- Design and analysis of algorithm Feedback Given / Total Student : 38 / 60 Feedback (%) : 63.33%												
Employee Name : Prof. Mridula Shukla Course Name : 22RMI18- Research Methodology & IPR Feedback Given / Total Student : 38 / 60 Feedback (%) : 63.33%	89.47	86.84	87.37	86.84	85.79	88.95	86.84	88.42	85.79	86.84	86.32	87.22

**Assessment for Teacher**

Question	Has teacher covered relevant topics beyond syllabus (%)	Pace on which contents were covered (%)	Motivation and inspiration for students to learn (%)	Support for the development of students? skill - Practical Demonstration (%)	Support for the development of students? skill - Hands on training (%)	Clarity of expectations of students (%)	Feedback provided by faculty on students progress (%)	Willingness to offer help and advice to students (%)	Effectiveness of Teacher in Terms of: Technical content/course content (%)	Effectiveness of Teacher in Terms of Communication skill (%)	Effectiveness of Teacher in Terms of: Use of teaching aids (%)	Average (%)
Faculty												
Employee Name : Ms. LIYA NAIJU Course Name : 22MCAL16-	86.11	87.78	85.56	85.00	85.56	87.22	85.00	83.89	86.67	85.00	86.11	85.81

Question	Has teacher covered relevant topics beyond syllabus (%)	Pace on which contents were covered (%)	Motivation and inspiration for students to learn (%)	Support for the development of students? skill - Practical Demonstration (%)	Support for the development of students? skill - Hands on training (%)	Clarity of expectations of students (%)	Feedback provided by faculty on students' progress (%)	Willingness to offer help and advice to students (%)	Effectiveness of Teacher in Terms of: Technical content/course content (%)	Effectiveness of Teacher in Terms of Communication skill (%)	Effectiveness of Teacher in Terms of: Use of teaching aids (%)	Average (%)
Faculty												
Data Structure & Algorithm Lab Feedback Given / Total Student : 36 / 60 Feedback (%) : 60.00%												
Employee Name : Mrs. Mary Anitha Teepras Course Name : 22MCAL16- Data Structure & Algorithm Lab Feedback Given / Total Student : 35 / 60 Feedback (%) : 58.33%	78.86	81.71	78.29	80.00	78.29	78.29	76.00	77.71	77.71	78.29	77.71	78.44
Employee Name : Ms. LIYA NAIJU Course Name : 22MCAL17- Computer Network Lab Feedback Given / Total	85.79	83.16	79.47	79.47	80.00	81.05	81.05	82.11	81.58	82.63	80.00	81.48

Question	Has teacher covered relevant topics beyond syllabus (%)	Pace on which contents were covered (%)	Motivation and inspiration for students to learn (%)	Support for the development of students? skill - Practical Demonstration (%)	Support for the development of students? skill - Hands on training (%)	Clarity of expectations of students (%)	Feedback provided by faculty on students' progress (%)	Willingness to offer help and advice to students (%)	Effectiveness of Teacher in Terms of: Technical content/course content (%)	Effectiveness of Teacher in Terms of Communication skill (%)	Effectiveness of Teacher in Terms of: Use of teaching aids (%)	Average (%)
Faculty												
Student : 38 / 60 Feedback (%) : 63.33%												
Employee Name : Mr. ASHOK B P Course Name : 22MCAL17-Computer Network Lab Feedback Given / Total Student : 36 / 60 Feedback (%) : 60.00%	80.00	78.89	79.44	77.78	78.33	78.89	79.44	79.44	78.33	78.89	78.33	78.89

Childrens Education Society

Feedback Report

Classwise feedback report for Faculty Feedback By TOCENGG - M.C.A. (Sem-I (B))

Assessment for Teacher

Question	Has teacher covered relevant topics beyond syllabus (%)	Pace on which contents were covered (%)	Motivation and inspiration for students to learn (%)	Support for the development of students? skill - Practical Demonstration (%)	Support for the development of students? skill - Hands on training (%)	Clarity of expectations of students (%)	Feedback provided by faculty on students progress (%)	Willingness to offer help and advice to students (%)	Effectiveness of Teacher in Terms of: Technical content/course content (%)	Effectiveness of Teacher in Terms of Communication skill (%)	Effectiveness of Teacher in Terms of: Use of teaching aids (%)	Average (%)
Faculty												
Employee Name : Prof. Varalakshmi L Course Name : 22MCA11- Mathematical foundation for computer application Feedback Given / Total Student : 54 / 60 Feedback (%) : 90.00%	89.63	86.67	85.93	88.52	85.56	86.67	87.41	88.52	88.89	87.04	87.78	87.51
Employee Name : Mr. ACHUTHA J C Course Name : 22MCA12- Operating system concepts Feedback Given / Total Student : 54 / 60 Feedback (%) : 90.00%	86.67	82.96	84.44	79.63	81.48	82.96	83.70	83.70	82.96	82.22	82.22	82.99

Question	Has teacher covered relevant topics beyond syllabus (%)	Pace on which contents were covered (%)	Motivation and inspiration for students to learn (%)	Support for the development of students? skill - Practical Demonstration (%)	Support for the development of students? skill - Hands on training (%)	Clarity of expectations of students (%)	Feedback provided by faculty on student's progress (%)	Willingness to offer help and advice to students (%)	Effectiveness of Teacher in Terms of: Technical content/course content (%)	Effectiveness of Teacher in Terms of Communication skill (%)	Effectiveness of Teacher in Terms of: Use of teaching aids (%)	Average (%)
Faculty												
Employee Name : Ms. LIYA NAIJU Course Name : 22MCA13-Data structures with algorithms Feedback Given / Total Student : 53 / 60 Feedback (%) : 88.33%	81.89	78.49	77.36	77.74	78.49	78.87	81.89	78.49	80.00	78.11	78.87	79.11
Employee Name : Mr. ASHOK B P Course Name : 22MCA14-computer network Feedback Given / Total Student : 54 / 60 Feedback (%) : 90.00%	78.52	78.52	80.00	75.93	78.52	78.15	81.11	80.74	77.04	80.37	80.74	79.06
Employee Name : Dr. PUJA SHASHI Course Name : 22MCA15-Design and analysis of algorithm Feedback Given / Total Student : 54 / 60 Feedback (%) : 90.00%	82.59	82.22	86.67	84.44	82.59	83.70	82.96	84.44	83.70	86.30	85.56	84.11
Employee Name : Prof.	82.96	83.70	82.96	82.96	84.44	84.07	83.33	84.44	84.07	80.74	83.33	83.36



Question	Has teacher covered relevant topics beyond syllabus (%)	Pace on which contents were covered (%)	Motivation and inspiration for students to learn (%)	Support for the development of students? skill - Practical Demonstration (%)	Support for the development of students? skill - Hands on training (%)	Clarity of expectations of students (%)	Feedback provided by faculty on students' progress (%)	Willingness to offer help and advice to students (%)	Effectiveness of Teacher in Terms of: Technical content/course content (%)	Effectiveness of Teacher in Terms of Communication skill (%)	Effectiveness of Teacher in Terms of: Use of teaching aids (%)	Average (%)
Faculty												
Dharamvir Course Name : 22RMI18-Research Methodology & IPR Feedback Given / Total Student : 54 / 60 Feedback (%) : 90.00%												

**Assessment for Teacher**

Question	Has teacher covered relevant topics beyond syllabus (%)	Pace on which contents were covered (%)	Motivation and inspiration for students to learn (%)	Support for the development of students? skill - Practical Demonstration (%)	Support for the development of students? skill - Hands on training (%)	Clarity of expectations of students (%)	Feedback provided by faculty on students' progress (%)	Willingness to offer help and advice to students (%)	Effectiveness of Teacher in Terms of: Technical content/course content (%)	Effectiveness of Teacher in Terms of Communication skill (%)	Effectiveness of Teacher in Terms of: Use of teaching aids (%)	Average (%)
Faculty												
Employee Name : Mr. ACHUTHA J C Course Name : 22MCAL16-Data Structure & Algorithm Lab Feedback Given / Total Student : 51 / 60 Feedback (%) : 85.00%	77.25	75.69	76.86	76.08	76.86	75.29	75.29	77.25	78.04	77.65	78.43	76.79
Employee Name :	82.40	80.80	78.80	80.40	78.80	80.40	80.80	81.60	80.00	80.00	80.80	80.44

Question	Has teacher covered relevant topics beyond syllabus (%)	Pace on which contents were covered (%)	Motivation and inspiration for students to learn (%)	Support for the development of students? skill - Practical Demonstration (%)	Support for the development of students? skill - Hands on training (%)	Clarity of expectations of students (%)	Feedback provided by faculty on student's progress (%)	Willingness to offer help and advice to students (%)	Effectiveness of Teacher in Terms of: Technical content/course content (%)	Effectiveness of Teacher in Terms of Communication skill (%)	Effectiveness of Teacher in Terms of: Use of teaching aids (%)	Average (%)
Faculty												
Prof. Dharamvir Course Name : 22MCAL16-Data Structure & Algorithm Lab Feedback Given / Total Student : 50 / 60 Feedback (%) : 83.33%												
Employee Name : Mr. ASHOK B P Course Name : 22MCAL17-Computer Network Lab Feedback Given / Total Student : 53 / 60 Feedback (%) : 88.33%	76.23	75.09	76.98	76.23	75.47	76.23	77.74	76.60	75.85	75.09	76.23	76.16
Employee Name : Mr. ACHUTHA J C Course Name : 22MCAL17-Computer Network Lab	77.25	77.65	79.22	75.69	77.65	78.04	78.82	80.00	78.43	77.25	76.47	77.86



# ACADEMIC AUDIT



**CHILDREN'S EDUCATION SOCIETY (REGD.)**

Administrative Office:

1<sup>st</sup> Phase JP Nagar, Bengaluru – 560 078

☎: 080-61754501 – 502 Fax: 080-2654 8658

**THE OXFORD COLLEGE OF ENGINEERING**

(Recognised by the Govt. of Karnataka, Affiliated to Visvesvaraya Technological University, Belagavi & Approved by A.I.C.T.E. New Delhi, Accredited by NAAC with A Grade & NBA New Delhi and Recognized by UGC Under Section 2(f))  
Bommanahalli, Hosur Road, Bangalore –560068.

☎: 080 -61754601/602, Fax: 080 – 25730551 E-mail: [engprincipal@theoxford.edu](mailto:engprincipal@theoxford.edu) Web: [www.theoxford.edu](http://www.theoxford.edu)

Ref. No.: TOCE/EST/06/2023-24/394

Date: 08-11-2023

**CIRCULAR**

All the HODs are here by informed that 4th Semester (B.E) Semester University End Exams Result Analysis Discussion has been scheduled on 10th November 2023 as per below schedule, Please Come with COs, POs, PSOs mapping, attainment and Course files.

Date	Time	Department	Committee Members
10-11-2023	9.30 am -10.15 am	BT, CIVIL	Dr R Ch A Naidu, Dr Tharaka Rami Reddy, Dr Bindu Madavi & Dr Manjula
	10.15 am - 11.00 am	AIML, ME,MT	Dr Ganagavathi , Dr Kanagavalli, & Dr V S Bharath
	10.30 am - 11.15 pm	ECE, ISE	Dr B K Manjunatha, Dr Madhusudan Reddy, Dr Malleshaiah.T.S, & Dr Puja
	11.30 pm -12.15 pm	CSE, EEE	Dr Manju Devi , Dr B R Raju, Dr Preeta Sharan & Dr Mallikarjun K

**PRINCIPAL**

**PRINCIPAL**

The Oxford College of Engineering  
Bommanahalli, Hosur Road  
Bengaluru-560 068

**Copy to**

1. The Chairman, The Oxford Educational Institutions
2. All Deans, TOCE
3. All HODs, TOCE
4. IQAC

**CHILDREN'S EDUCATION SOCIETY (REGD.)**

Administrative Office:

1<sup>st</sup> Phase JP Nagar, Bengaluru – 560 078

☎: 080-61754501 – 502 Fax: 080-2654 8658

**THE OXFORD COLLEGE OF ENGINEERING**

(Recognised by the Govt. of Karnataka, Affiliated to Visvesvaraya Technological University, Belagavi & Approved by A.I.C.T.E. New Delhi, Accredited by NAAC with A Grade & NBA New Delhi and Recognized by UGC Under Section 2(f))

Bommanahalli, Hosur Road, Bangalore –560068.

☎: 080 -61754601/602, Fax: 080 – 25730551 E-mail: [engprincipal@theoxford.edu](mailto:engprincipal@theoxford.edu) Web: [www.theoxford.edu](http://www.theoxford.edu)

Ref. No.: TOCE/EST/06/2023-24/394

Date: 08-11-2023

**CIRCULAR**

All the HODs are here by informed that 4th Semester (B.E) Semester University End Exams Result Analysis Discussion has been scheduled on 10th November 2023 as per below schedule, Please Come with COs, POs, PSOs mapping, attainment and Course files.

Date	Time	Department	Committee Members
10-11-2023	9.30 am -10.15 am	BT, CIVIL	Dr R Ch A Naidu, Dr Tharaka Rami Reddy, Dr Bindu Madavi & Dr Manjula
	10.15 am - 11.00 am	AIML, ME,MT	Dr Ganagavathi , Dr Kanagavalli, & Dr V S Bharath
	10.30 am - 11.15 pm	ECE, ISE	Dr B K Manjunatha, Dr Madhusudan Reddy, Dr Malleshaiah.T.S, & Dr Puja
	11.30 pm -12.15 pm	CSE, EEE	Dr Manju Devi , Dr B R Raju, Dr Preeta Sharan & Dr Mallikarjun K

**Copy to**

1. The Chairman, The Oxford Educational Institutions
2. All Deans, TOCE
3. All HODs, TOCE
4. IQAC

**PRINCIPAL****PRINCIPAL**

The Oxford College of Engineering  
Bommanahalli, Hosur Road  
Bengaluru-560 068

# THE OXFORD COLLEGE OF ENGINEERING

(Recognized by the Govt. of Karnataka, Affiliated to Visvesvaraya Technological University, & Approved by A.I.C.T.E. Accredited by NBA, NAAC with 'A' Grade. Recognized by UGC under section 2(f))

Bommanahalli, Hosur Road, Bengaluru - 560068.

☎ 080 61754 601/602/604/7361 mail [engprincipal@theoxford.edu](mailto:engprincipal@theoxford.edu)/email

Web [www.theoxfordengg.org](http://www.theoxfordengg.org)

## Result Analysis - IV SEMESTER.

Department: Dept. of Computer Science & Engineering

Name of the subject	Faculty Name	Course File	SEE - 5A,5B& 5C	JUNE entry	Attendance register	CO-PO attainment	U.C.N.	Remarks
21CS00741	Chandran Dinya	✓	✓	✓	✓	✓	128, 025	Checked
21CS42	Asha Sajida	✓	✓	✓	✓	✓	02, 121, 25	Checked
21CS43	Sheeba Suchandana	✓	✓	✓	✓	✓	52, 58	Checked
21CS44	Jesy Shrutthi Ehairam	✓	✓	✓	✓	✓	96, 112	Checked
21BE45	Salma Amulya	✓	✓	✓	✓	✓	115, 06	Checked
21CS46	Ramyaastree	-	✓	✓	✓	✓	25, 120	Checked
2115BK47	Manoj	✓	✓	✓	✓	✓	20, 21	Checked
21INT49	Vinothra Asha Shrutthi	-	✓	✓	✓	✓	67, 131	Checked
21UH49	Asha Jesy Sathya	-	✓	✓	✓	✓	67, 130	Checked
21CSL481	Jesy Shrutthi	✓	✓	✓	✓	✓	135, 154	Checked

P. Shan  
10/11/22  
(Dr. Preetha Shan)

Dr. Mallikarjun  
10/11/23  
Dr. Mallikarjun

Rajin BR  
10/11/23  
(Dr. Rajin BR) 10/11/2023



# THE OXFORD COLLEGE OF ENGINEERING

(Recognized by the Govt. of Karnataka, Affiliated to Visvesvaraya Technological University, & Approved by A.I.C.T.E. Accredited by NBA, NAAC with 'A' Grade. Recognized by UGC under section 2(f))

Bommanahalli, Hosur Road, Bengaluru - 560068.

Ph: 080 61754 601/602/604/7361 - mail: [engprincipal@theoxford.edu](mailto:engprincipal@theoxford.edu), email: ..... Web: [www.theoxfordengg.org](http://www.theoxfordengg.org)

## Result Analysis , IV Semester

Department: **EEE**

Name of the subject	Faculty Name	Course File	SEE - 5A,5B& 5C	JUNO entry	Attendance register	CO-PO attainment	USN No.	Remarks
21 MAT41	Prof Lavanya	✓	✓	✓	✓	✓	012,004, 013	checked
21 EE 42	Prof Nisha	✓	✓	✓	✓	✓	018,002, 010	checked
21 EE 43	Dr. Devi	✓	✓	✓	✓	✓	10x21 EE 001, 2, 20, ...	checked
21 EE 44	Prof. Resna	✓	✓	✓	✓	✓	002, 18	checked
21 BE 45	Prof. Ramya	✓	✓	✓	✓	✓	002, 005, 5	checked
21 EEL46	Prof. Reena	✓	✓	✓	✓	✓	016, 006	checked
21 ESK 47	Prof. Manoj	✓	✓	✓	✓	✓	✓	checked
21 EEL 48	Prof. Sumitha	✓	✓	✓	✓	✓	008, 002	checked
21 UH 49	Prof. Reichel	✓	✓	✓	✓	✓	004, 008, 007, 43	checked
0								

P. Sharan  
10/11/23

(Dr. Praveen Sharan)

M. Mani  
10/11/23

Dr. Mani Manjunath

R. Raju  
10/11/23

(Dr. Raju BR)

M. Mani  
10/11/2023





# THE OXFORD COLLEGE OF ENGINEERING

(Recognized by the Govt. of Karnataka, Affiliated to Visvesvaraya Technological University, & Approved by A.I.C.T.E. Accredited by NBA, NAAC with 'A' Grade. Recognized by UGC under section 2(f))

Bommanahalli, Hosur Road, Bengaluru - 560068.

☎: 080-61754 601/602/604/736E-mail: [engprincipal@theoxford.edu](mailto:engprincipal@theoxford.edu)/email... Web: [www.theoxfordengg.org](http://www.theoxfordengg.org)

SEE Result Analysis Format - IV SEM .

Department: Mechanics.

Name of the subject	Faculty Name	Course File	SEE - 5A,5B& 5C	JUNO entry	Attendance register	CO-PO attainment	Remarks
<u>Maths.</u> <u>21MATHE1</u>	<u>Moumita .c</u>	✓	✓	✓	✓	✓	
<u>EDC</u> <u>21MT42</u>	<u>Annu kumari</u>		✓	✓	✓		
<u>HP</u> <u>21MT43</u>	<u>R. Jaideep</u>		✓		✓	✓	
<u>MCA</u> <u>21MT44</u>	<u>seema.V</u>	✓	✓	✓	✓	✓	
<u>CIP</u> <u>21CIP47</u>	<u>Dr. Madhvas.</u>			✓	✓	✓	
<u>UVU</u> <u>21MT49</u>	<u>Dr. Manjula.c</u>	✓			✓	✓	
<u>21BIE45</u>	<u>Ranya</u>		✓			✓	

N. K. Jagan

G. J.



# THE OXFORD COLLEGE OF ENGINEERING

(Recognized by the Govt. of Karnataka, Affiliated to Visvesvaraya Technological University, &  
Approved by A.I.C.T.E. Accredited by NBA, NAAC with 'A' Grade. Recognized by UGC under section 2(f))  
Bommanahalli, Hosur Road, Bengaluru - 560068.

☎ : 080 -61754 601/602 /604/736E-mail: [engprincipal@theoxford.edu](mailto:engprincipal@theoxford.edu)/email..... Web: [www.theoxfordengg.org](http://www.theoxfordengg.org)

## SEE Result Analysis Format

Department: AIRAL

Name of the subject	Faculty Name	Course File	SEE - 5A,5B& 5C	JUNO entry	Attendance register	CO-PO attainment		Remarks
21C141	Dr. Hemalata	✓	✓	✓	✓	✓		
21C142	Ms. Parvathy	✓	✓	✓	✓	✓		
21C143	Dr. Teena	✓	✓	✓	✓	✓		
21C144	Dr. Divyanka	✓	✓	✓	✓	✓		
21C145	Dr. Valarmal	✓	✓	✓	✓	✓		
21C146	Simulation Lab		✓	✓	-	✓		
21C147	Ms. Subh Ranjan	✓	✓	✓	✓	✓		
21C148	Parvathy	✓	✓	✓	✓	✓		
21C149	Parvathy	✓	✓	✓	✓	✓		

*Shank*

*A. I. Ranjan*

*Subh*



# THE OXFORD COLLEGE OF ENGINEERING

(Recognized by the Govt. of Karnataka, Affiliated to Visvesvaraya Technological University, & Approved by A.I.C.T.E. Accredited by NBA, NAAC with 'A' Grade. Recognized by UGC under section 2(f))  
 Bommanahalli, Hosur Road, Bengaluru -560068.

Q: 080-61754 601/602/604/736E-mail: [engprincipal@theoxford.edu](mailto:engprincipal@theoxford.edu)/email..... Web: [www.theoxfordengg.org](http://www.theoxfordengg.org)

## SEE Result Analysis Format

Department: Mechanical Engineering

Name of the subject	Faculty Name	Course File	SEE - 5A,5B& 5C	JUNO entry	Attendance register	CO-PO attainment	Remarks
MATHS	Moumita	✓	✓	✓	✓	✓	
MACHINING SCIENCE	Mr. Pradeep		✓				
FLUID MECHANICS	Mr. Nagaraj T.V		✓		✓	✓	
MECHANICS OF MATERIALS	Dr. Vidya Pujal	✓	✓	✓	✓	✓	
Introducer to AIM	Karthik	✓	✓	✓	✓	✓	
Biology for Engg	Ramya K	✓	✓	✓		✓	
CIP	Dr. Madhu Sudana Reddy	✓	✓	✓	✓		
SHV	DR. VARUN K.R.	✓	✓	✓	✓	✓	

*Shankar*  
*Pradeep*  
*GPR*

\* Mr. Pradeep is on leave.

\* Mr. Nagaraj will update the course file by tomorrow



# THE OXFORD COLLEGE OF ENGINEERING

(Recognized by the Govt. of Karnataka, Affiliated to Visvesvaraya Technological University, & Approved by A.I.C.T.E. Accredited by NBA, NAAC with 'A' Grade. Recognized by UGC under section 2(f))  
Bommanahalli, Hosur Road, Bengaluru -560068.

☎ : 080-61754 601/602/604/736E-mail: [engprincipal@theoxford.edu](mailto:engprincipal@theoxford.edu)/small Web: [www.theoxfordengg.org](http://www.theoxfordengg.org)

## SEE Result Analysis Format

Department: **BT.**

Name of the subject	Faculty Name	Course File	SEE - 5A,5B& 5C	JUNO entry	Attendance register	CO-PO attainment	Remarks
21BTU82 OCCOA	Dr. Brodhekar	JUNO Entered	Available	✓	✓	✓	No Hardcopy Entered JUNO
21BTU84 LHV	Dr. Sabana	JUNO Entered	5A,5B,5C Version	✓	✓	✓	
21BTU4 ITBC	Dr. Ananya	JUNO Entered	Not complete	✓	✓	✓	Notes Softcopy
21BTU6 ITBleb	u	JUNO Entered	Not complete	✓	Not Filed (Not complete)	✓	Attendance register
21BTU2 PHY	Nidhi	JUNO Entered		✓	✓	✓	Hod. Signature
21BTU4 Yechu	Haavany	JUNO Entered	Pending	CIE-3, Ans-1,2 Pending	✓	XL Sheet completed ✓	
21BTU3 CBCT	Meera	✓		✓	✓	✓	
21BTU5 Biology for Engineer	Dr. B. K. Harishankar	✓		✓	✓	✓	

Cytr  
Dr. P. Brodhekar  
Per Le [Signature]  
10/11/2023



# THE OXFORD COLLEGE OF ENGINEERING

(Recognized by the Govt. of Karnataka, Affiliated to Visvesvaraya Technological University, & Approved by A.I.C.T.E. Accredited by NBA, NAAC with 'A' Grade. Recognized by UGC under section 2(f))

Bommanahalli, Hosur Road, Bengaluru -560068.

☎: 080 -61754 601/602/604/736E-mail: [engprincipal@theoxford.edu](mailto:engprincipal@theoxford.edu)/email..... Web: [www.theoxfordengg.org](http://www.theoxfordengg.org)

## SEE Result Analysis Format

Department: Civil

Name of the subject	Faculty Name	Course File	SEE - 5A,5B& 5C	JUNO entry	Attendance register	CO-PO attainment	Remarks
21mat 41	Layanga	✓	✓	✓	✓	✓	
21cv42 F.M	Haralake	✓	✓	✓	✓	✓	Softcopy
21cv43 PHE	Kaya	✓	✓	✓	✓	✓	
21cv44 S.A	Nayana	✓	✓	✓	✓	✓	
21cv45 Biology	Ramya	✓	✓	✓	✓	✓	
21cv46 Lab -	Geoglab	✓	—	✓	✓	✓	
21cv48	Pradha	✓	✓	✓	✓	✓	
21cv49	Haralake	✓	✓	✓	✓	✓	Softcopy

Naveen  
 Civil  
 P.P.  
 10/11/22



# THE OXFORD COLLEGE OF ENGINEERING

(Recognized by the Govt. of Karnataka, Affiliated to Visvesvaraya Technological University, & Approved by A.I.C.T.E. Accredited by NBA, NAAC with 'A' Grade. Recognized by UGC under section 2(f))  
Bommanahalli, Hosur Road, Bengaluru -560068.

☎: 080-61754 601/602/604/736E-mail: [engprincipal@theoxford.edu](mailto:engprincipal@theoxford.edu)/email..... Web: [www.theoxfordengg.org](http://www.theoxfordengg.org)

## SEE Result Analysis Format

Department:

I SE [A Section.]

Date: 10/11/2023  
Time: 12:22 onward

Name of the subject	Faculty Name	Course File	SEE - 5A,5B& 5C	JUNO entry	Attendance register	CO-PO attainment	Remarks
21MAT311 Maths	Dr. Hemalata ISE-B	✓	✓	✓	✓	✓	
21CS421 DAA	Dr. Hood / Vidhya	✓	✓	✓	✓	✓	
21CS431 MCE	Remya / Pragnya	✓	✓	✓	✓	✓	
21CS441 OS	Dr. Vanaja / Diya	✓	✓	✓	✓	✓	
21BE451 BE	Dr. Indu	✓	✓	✓	✓	✓	
21CS461 Python	Karishma / Divya		✓			✓	
21KSE471 Kannada		Pending	✓	←	Pending	↔	

21CS482 Vidhya  
USP

✓

✓

✓

✓

✓

21UHV41 UHV

Arvika  
Dr. Vanaja

✓

✓

✓

✓

✓

*[Signature]*

Dr. Malleshiah  
HOD cse.

*[Signature]*

[Dr. PUJA SHASHI]

HOD - MCA

*[Signature]*

Dr. Radhu Suresh

HOD - TECH



# THE OXFORD COLLEGE OF ENGINEERING

(Recognized by the Govt. of Karnataka, Affiliated to Visvesvaraya Technological University, & Approved by A.I.C.T.E. Accredited by NBA, NAAC with 'A' Grade. Recognized by UGC under section 2(f))

Bommanahalli, Hosur Road, Bengaluru - 560068.

☎: 080 -61754 601/602/604/736E-mail: [engprincipal@theoxford.edu](mailto:engprincipal@theoxford.edu)/email..... Web: [www.theoxfordengg.org](http://www.theoxfordengg.org)

SEE Result Analysis Format

Date: 10/11/2023


Department: ISE - 4th Semester [B Section]


Name of the subject	Faculty Name	Course File	SEE - 5A,5B& 5C	JUNO entry	Attendance register	CO-PO attainment		Remarks
21MAT CS 41 maths	Dr Hemlatha	Completed	✓	Completed	Completed	Completed		Completed.
21CS484 UNIX	S Vidya	Completed	✓	Completed	Completed	Completed	-	Completed.
21CS42 OAA	Ms Visalini	Completed	✓	Completed	Completed	Completed	-	Completed
21CS43	Ms Rajwal	Completed	✓	Completed	Completed	Completed	-	Completed
21CS44 OS	Ms Diana	Completed	✓	Completed	Completed	Completed	-	Completed.
21BEUS Biology	Dr Indu lekha.	Completed	✓	Completed	Completed	Completed	-	Completed
21CS46 Python	Mr Kastur	Completed	✓	Completed	Completed	Completed	-	Completed

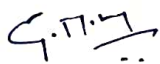
21KSR47 Mr Manoj ~~NA~~ ✓ completed. completed completed - Completed

21UH49. Dr Vanoj ~~NA~~ ✓ completed completed completed Completed.

21KSR42 Mr Manoj [Kannada] ← Pending →

  
[Dr. PUJASHASHI]  
HOD - MCA

  
[Mr. Malleshwar]  
HOD CIVIL

  
Dr. Radhika  
HOD - MCA

Comment → Kannada course file not submitted